



ASEAN EARLY WARNING INFORMATION REPORT

Crop and Laying Hen Situation

2026 **EWI No. 36**
March Edition

Released by AFSIS Secretariat
Office of Agricultural Economics (OAE)
Ministry of Agriculture and Cooperatives
Bangkok, Thailand



CONTENTS

FOREWORD	1
Brunei Darussalam	2
Weather situation in crop year 2025/2026	2
Crop and laying hen situation in crop year 2025/2026	2
Rice situation in crop year 2025/2026	2
Maize situation in crop year 2025/2026	2
Sugar situation in crop year 2025/2026	3
Soybean situation in crop year 2025/2026	3
Cassava situation in crop year 2025/2026	3
Laying hen situation in production cycle 2025–2027	3
Cambodia	5
Weather situation in crop year 2025/2026	5
Crop and laying hen situation in crop year 2025/2026	5
Rice situation in crop year 2025/2026	5
Maize situation in crop year 2025/2026	5
Sugarcane situation in crop year 2025/2026	5
Soybean situation in crop year 2025/2026	5
Cassava situation in crop year 2025/2026	6
Laying hen situation in production cycle 2024–2026	6
Indonesia	7
Weather situation in crop year 2025/2026	7
Crop and laying hen situation in crop year 2025/2026	7
Rice situation in crop year 2025/2026	7
Maize situation in crop year 2025/2026	7
Sugar situation in crop year 2025/2026	8
Soybean situation in crop year 2025/2026	8
Cassava situation in crop year 2025/2026	9
Laying hen situation in production cycle 2024–2025	9
The Lao People’s Democratic Republic	10
Weather situation in crop year 2025/2026	10
Crop and laying hen situation in crop year 2025/2026	10
Rice situation in crop year 2025/2026	10
Maize situation in crop year 2025/2026	10
Sugar situation in crop year 2025/2026	11
Soybean situation in crop year 2025/2026	11
Cassava situation in crop year 2025/2026	12
Laying hen situation in production cycle 2024–2025	12
Malaysia	13
Weather situation in crop year 2025/2026	13
Crop and laying hen situation in crop year 2025/2026	13
Rice situation in crop year 2025/2026	13
Maize situation in crop year 2025/2026	13
Sugar situation in crop year 2025/2026	14
Soybean situation in crop year 2025/2026	14
Cassava situation in crop year 2025/2026	14
Laying hen situation in production cycle 2024–2026	15
Myanmar	16
Weather situation in crop year 2025/2026	16
Crop and laying hen situation in crop year 2025/2026	16
Rice situation in crop year 2025/2026	16
Maize situation in crop year 2025/2026	16
Sugar situation in crop year 2025/2026	17
Soybean situation in crop year 2025/2026	17
Cassava situation in crop year 2025/2026	18
Laying hen situation in production cycle 2024–2026	18

The Philippines	19
Weather situation in crop year 2025/2026	19
Crop and laying hen situation in crop year 2025/2026	19
Rice situation in crop year 2025/2026	19
Maize situation in crop year 2025/2026	19
Sugarcane situation in crop year 2025/2026	20
Soybean situation in crop year 2025/2026	20
Cassava situation in crop year 2025/2026	20
Laying hen situation in production cycle 2023–2025	21
Thailand	22
Weather situation in crop year 2025/2026	22
Crop and laying hen situation in crop year 2025/2026	22
Rice situation in crop year 2025/2026	22
Maize situation in crop year 2025/2026	22
Sugarcane situation in crop year 2025/2026	23
Soybean situation in crop year 2025/2026	23
Cassava situation in crop year 2025/2026	23
Laying hen situation in production cycle 2023–2025	24
Vietnam	25
Weather situation in crop year 2025/2026	25
Crop and laying hen situation in crop year 2025/2026	25
Rice situation in crop year 2025/2026	25
Sugarcane situation in crop year 2025/2026	25
Maize and soybean situation in crop year 2025/2026	26
Cassava situation in crop year 2025/2026	26
Laying hen situation in production cycle 2024–2026	27

FOREWORD

The Early Warning Information is the preparation of agricultural warning which gathers the information of six major agricultural commodities, including; five crops such as rice, maize, cassava, sugarcane, soybean; and one livestock which is laying hen, from ASEAN Member States on the quarterly basis. This report issued by AFSIS Secretariat for every two quarters (in March and September) consists of the updated situation of productions, environment events, weather conditions, climate change, or global warming which may affect crop production such as natural disasters, diseases, and pests and the updated situation of trade which may affect quantities and values of imports and exports of each product.

© 2026 AFSIS Secretariat



Brunei Darussalam

Weather situation in crop year 2025/2026

Weather conditions in Brunei Darussalam are expected to be generally favorable during the crop year 2025/2026. Adequate water supply for cultivation is anticipated through appropriate rainfall and irrigation systems. Temperatures are expected to range between 20–30°C, which are suitable for tropical crop cultivation, and conditions are also considered appropriate for laying hen production. Sufficient sunlight is expected to support plant growth. However, the country may experience periods of extreme rainfall exceeding 151 mm/day.

According to reports, La Niña conditions may affect crop cultivation by causing flooding due to frequent rainfall in 2026, particularly impacting the harvesting period for the rice cropping season. Production has reportedly been affected by natural disasters, including floods in the Brunei-Muara District and landslides and mudslides in the Tutong District.

Farmers are collaborating with the government to address these challenges, whether related to climate change or global warming. Adaptation measures include mitigating risks and damages, adjusting cultivation plans in response to changing weather conditions, and improving farming practices. The government is also implementing policies to support farmers by promoting new technologies, improving access to credit, enhancing irrigation and drainage systems, and providing market platforms. These efforts aim to reduce potential damage from natural disasters.

Crop and laying hen situation in crop year 2025/2026

Rice situation in crop year 2025/2026

The planted area of rice is expected to increase due to the expansion of available land for rice cultivation. Rice production is also projected to increase. It is driven by favorable weather conditions, improved crop management practices, and the use of high-yield rice varieties. There are two cropping seasons, which include the wet cropping season from January to April 2026 and the dry cropping season from July to October 2026.

Rice imports are expected to increase in 2026. Import volumes in 2026 are projected to follow a similar pattern to 2025, with an estimated increase of approximately 1% (Figure 1). The country does not export rice and remains as an importer.

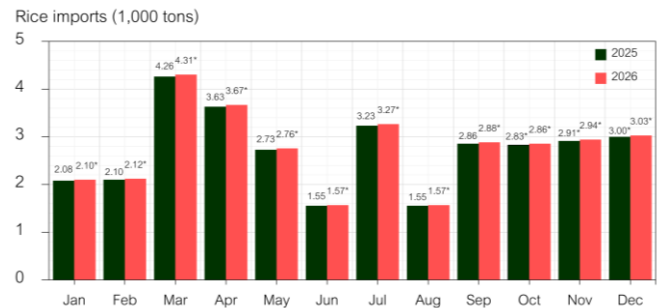


Figure 1. Monthly quantity of rice imports from 2025–2026. An asterisk (*) indicates estimated volumes.

Maize situation in crop year 2025/2026

The planted area of maize is expected to increase due to rising maize prices and favorable weather conditions. Maize production is projected to increase as a result of improved crop management, better fertilizer application, the use of high-yield maize varieties, crop rotation adjustments, expansion of cultivated areas, and strong domestic demand. Maize has two cropping seasons, which include the wet season from January to June 2026 and the dry season from July to December 2026.

Maize imports are expected to increase in 2026. Import volumes in 2026 are projected to follow a similar trend to 2025, with an estimated increase of approximately 3% (Figure 2). The country does not export maize and remains as an importer.

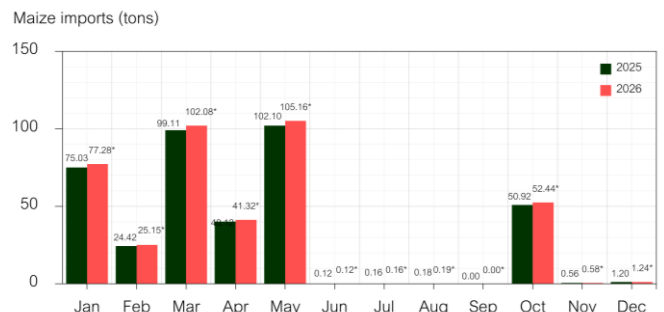


Figure 2. Monthly quantity of maize imports from 2025–2026. An asterisk (*) indicates estimated volumes.

Sugar situation in crop year 2025/2026

The planted area of sugarcane is expected to increase due to rising sugar prices. Production is projected to increase, supported by favorable weather conditions, improved crop management practices, increased fertilizer use, and high-yield sugarcane varieties. Sugarcane has one main harvesting period, which extends throughout the year from January to December 2026.

Sugar imports are expected to increase in 2026. Import volumes in 2026 are projected to follow a similar pattern to 2025, with an estimated increase of approximately 2.3% (Figure 3). The country does not export sugar and remains as an importer.

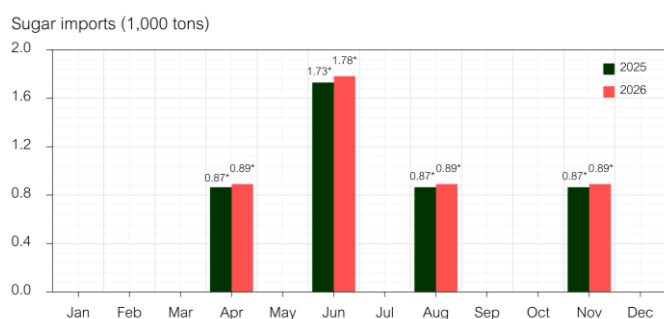


Figure 3. Monthly quantity of sugar imports from 2025–2026. An asterisk (*) indicates estimated volumes.

Soybean situation in crop year 2025/2026

Soybean is not cultivated in this country. Therefore, the country fully relies on imports.

Soybean imports are expected to increase in 2026. Import volumes in 2026 are projected to follow a similar pattern to 2025, with an estimated increase of approximately 3% (Figure 4). There are no soybean exports.

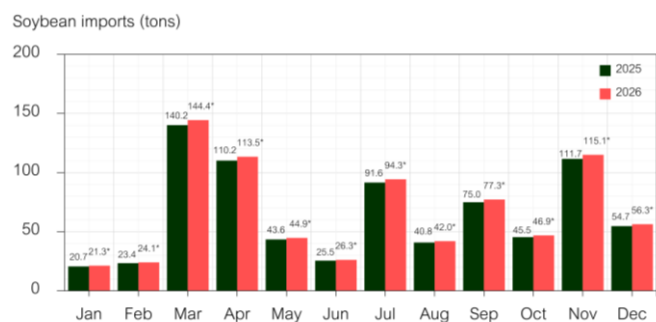


Figure 4. Monthly quantity of soybean imports from 2025–2026. An asterisk (*) indicates estimated volumes.

Cassava situation in crop year 2025/2026

The planted area of cassava is expected to increase due to rising cassava prices. Production is projected to increase as a result of improved crop management, the use of high-yield cassava varieties, expansion of cultivation areas, and growing demand for value-added and processed products such as crisps, fritters, and desserts. Cassava has two harvesting periods, which include the wet season from January to June 2026 and the dry season from July to December 2026. Planting and harvesting occur continuously throughout the year.

Cassava imports are expected to increase slightly in 2026 compared to 2025, with an estimated increase of approximately 1% (Figure 5). The country does not export cassava and remains as an importer.

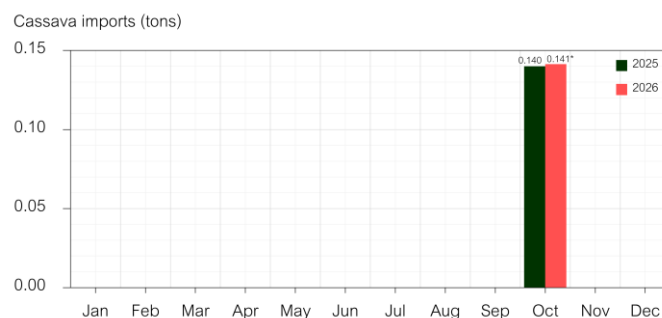


Figure 5. Monthly quantity of cassava imports from 2025–2026. An asterisk (*) indicates estimated volumes.

Laying hen situation in production cycle 2025–2027

The number of laying hens is expected to increase due to rising demand. Egg production is projected to increase, supported by favorable breeding conditions.

There are no imports of laying hen products. Exports are expected to decrease in order to stabilize the domestic market. Export volumes declined by approximately 88% in February 2026 compared to January 2026 and are expected to remain stable at this lower level through 2027 (Figure 6).

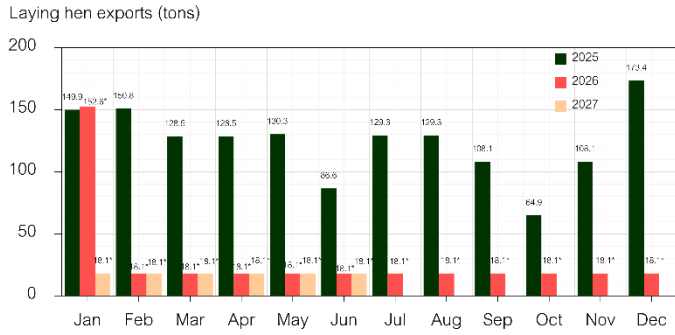


Figure 6. Monthly quantity of laying hen exports from 2025–2027. An asterisk (*) indicates estimated volumes.



Cambodia

Weather situation in crop year 2025/2026

Weather conditions in Cambodia are expected to be generally favorable. Rainfall is likely to be sufficient for crop cultivation, and adequate sunlight is expected to support plant growth. The country may experience moderate rainfall ranging from 20–50 mm/day. However, information related to laying hen conditions remains limited.

Information regarding the impacts of climate change, global warming, or related natural disasters is also limited. Nevertheless, farmers are cooperating with the government to mitigate risks by adjusting cultivation plans in response to changing weather patterns, adopting new technologies, and improving market access. Despite these efforts, some areas have experienced flood damage, particularly in Banteay Meanchey, Battambang, Pursat, Kampong Cham, and Kampong Thom provinces.

Crop and laying hen situation in crop year 2025/2026

Rice situation in crop year 2025/2026

The planted area is expected to increase due to declining prices of competing crops and favorable weather conditions. Production is projected to increase, driven by favorable weather conditions, improved crop management, and the use of high-yield rice varieties. Information on the harvesting period is not available.

Data on rice imports are not available. However, rice exports have shown a continuous increase throughout 2025, which reached a peak volume of 138,678 tons in December and reflected a total export volume of approximately 940,321 tons (Figure 7).

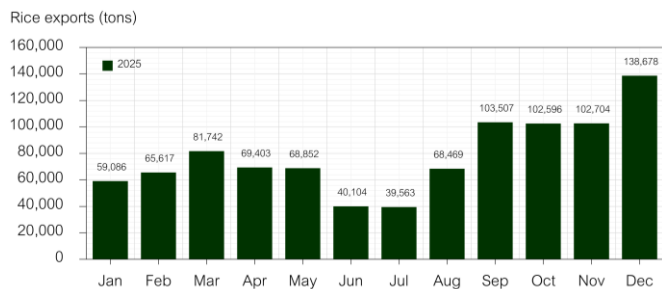


Figure 7. Monthly quantity of rice exports in 2025. The projection in 2026 is not available.

Maize situation in crop year 2025/2026

The planted area is expected to increase due to rising maize prices, declining prices of competing crops, and favorable weather conditions. Production is projected to increase, supported by favorable weather conditions and the use of high-yield maize varieties. Information on the harvesting period is not available.

Data on maize imports are not available. However, maize exports have fluctuated throughout 2025, with lower volumes observed in the second quarter and a peak of 89,493 tons in August (third quarter), resulting in a total export volume of approximately 200,318 tons (Figure 8).

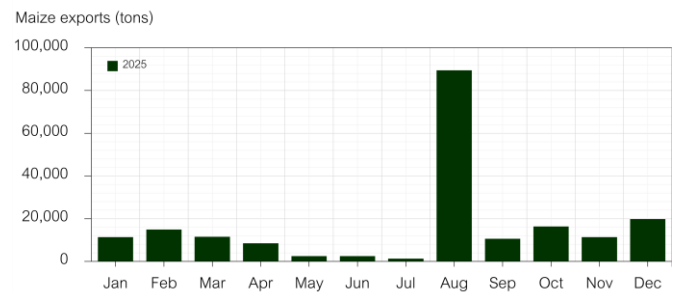


Figure 8. Monthly quantity of maize exports in 2025. The projection in 2026 is not available.

Sugarcane situation in crop year 2025/2026

Information on the planted area, production, and harvesting period remains limited. Data on sugar imports and exports are also not available.

Soybean situation in crop year 2025/2026

Information on the planted area, production, and harvesting period remains limited.

Data on soybean imports are not available. However, soybean exports showed significant fluctuations in 2025, with the lowest volume of 200 tons recorded in July, and peak volumes of 15,270 tons and 14,660 tons recorded in October and November, respectively (Figure 9).

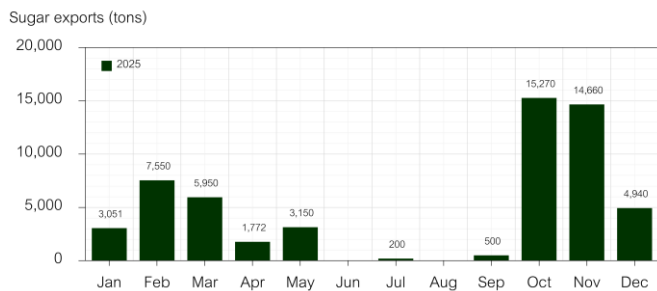


Figure 9. Monthly quantity of sugar exports in 2025. The projection in 2026 is not available.

Cassava situation in crop year 2025/2026

Information on the planted area, production, and harvesting period remains limited. Data on cassava imports and exports are also not available.

Laying hen situation in production cycle 2024–2026

Information on the number of laying hens, egg production, and related trade (imports and exports) are currently not available.



Indonesia

Weather situation in crop year 2025/2026

Weather conditions in Indonesia are expected to be generally favorable during the crop year 2025/2026. Adequate water supply for cultivation is anticipated through appropriate rainfall and irrigation systems. Temperatures are expected to range between 22–30°C, which are suitable for plant growth. Specifically, optimal temperature ranges are approximately 22–28°C for paddy, 23–27°C for maize, and 23–30°C for soybean cultivation. Sufficient sunlight is also expected to support crop growth, and overall conditions are considered appropriate for laying hen production. However, the country may experience periods of moderate rainfall ranging from 20–50 mm/day. In addition, extreme heat in October 2025 reportedly affected laying hen production and breeding performance.

According to reports, La Niña conditions may affect crop cultivation by triggering floods and landslides. Several crops have reportedly been damaged by natural disasters, with total affected areas amounting to approximately 214,052 hectares. Rice recorded the largest damaged area at 209,818 hectares, followed by maize (4,196 hectares), sugarcane (33 hectares), and soybean (5 hectares). These impacts, mainly caused by floods, landslides, and mudslides, occurred in North Sumatra, Aceh, West Sumatra, West Java, Central Java, and South Kalimantan Provinces.

Farmers are collaborating with the government to address these challenges related to climate change and extreme weather events. The government has implemented policies and support measures to mitigate risks and reduce damage for affected farmers.

Crop and laying hen situation in crop year 2025/2026

Rice situation in crop year 2025/2026

The planted area of rice is expected to increase due to rising rice prices, favorable weather conditions—particularly adequate rainfall—and the implementation of a government grain price support policy. Production is projected to increase, driven by favorable weather conditions and higher fertilizer application. Rice harvesting covers two

cropping periods, the wet season from January to June 2026 and the dry season from July to December 2026.

Rice imports are expected to remain at relatively low levels in 2026 compared to historical volumes. This trend observed from the lower import volumes recorded in the last quarter of 2025, at an average approximately 3,758 tons, although imports increased slightly (Figure 10A). Rice exports remained minimal in 2025, with a peak of approximately 16.03 tons in October (Figure 10B).

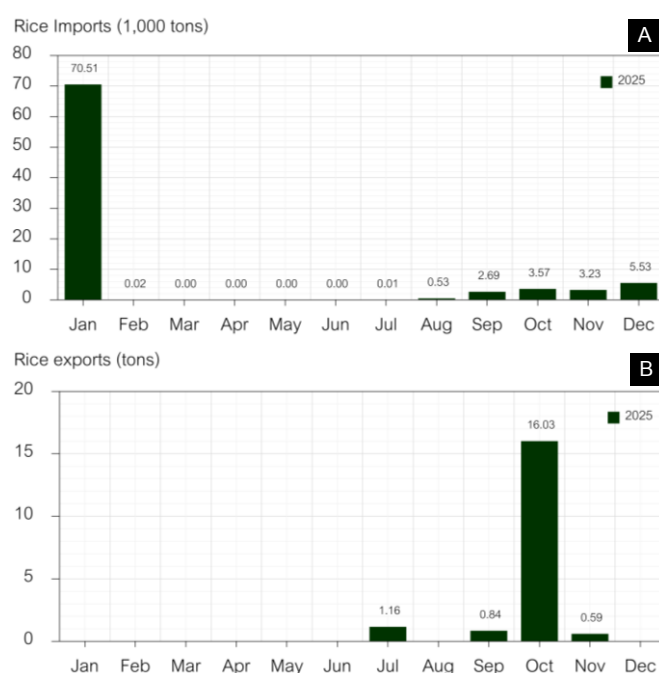


Figure 10. Monthly quantity of rice imports (A) and exports (B) in 2025. The projection in 2026 is not available.

Maize situation in crop year 2025/2026

The planted area of maize is expected to increase due to rising maize prices, sufficient water supply from rainfall, and government support through a corn purchase price policy at the producer level. Production is projected to increase, supported by favorable weather conditions and higher fertilizer application. Maize is harvested in three cropping periods, the first cropping period from January to April 2026, the second cropping period from May to August 2026, and the third cropping period from September to December 2026.

Maize imports declined at the beginning of 2025 and increased toward the middle of the year (Figure 11A). Maize exports are expected to remain relatively low in 2026, with

an average volume of approximately 107 tons and a peak of about 6,315 tons in June (Figure 11B)

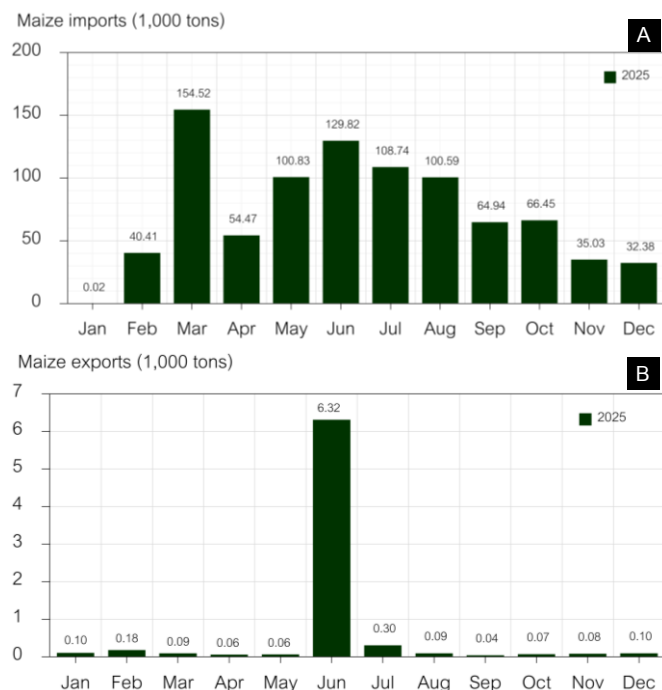


Figure 11. Monthly quantity of maize imports (A) and exports (B) in 2025. The projection in 2026 is not available.

Sugar situation in crop year 2025/2026

The planted area of sugarcane is expected to increase as the government supports the self-sufficiency programs, especially sugar for direct consumption, through plantation expansion, intensification, budget support, and farmer assistance. Production is projected to increase. It is driven by favorable weather conditions and the revitalization of sugar mills. Sugarcane is harvested once annually, from January to November 2026.

Sugar imports are expected to continue throughout 2026, following the 2025 pattern, which showed consistent monthly imports with higher volumes in the second and third quarters (Figure 12A). The sugar imported was refined sugar for the food and beverage industry. Sugar exports remained low from January to November 2025 but increased significantly to 28.80 thousand tons in December 2025. A similar pattern may occur in 2026 (Figure 12B).

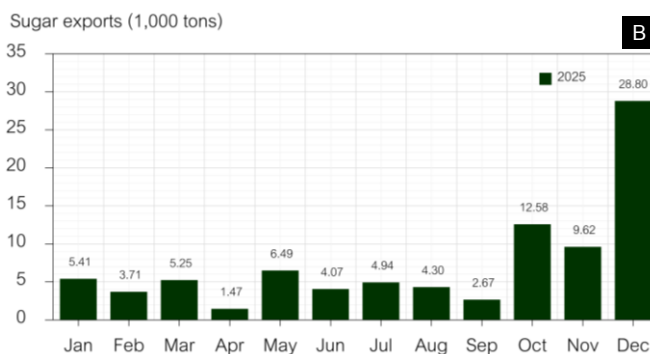
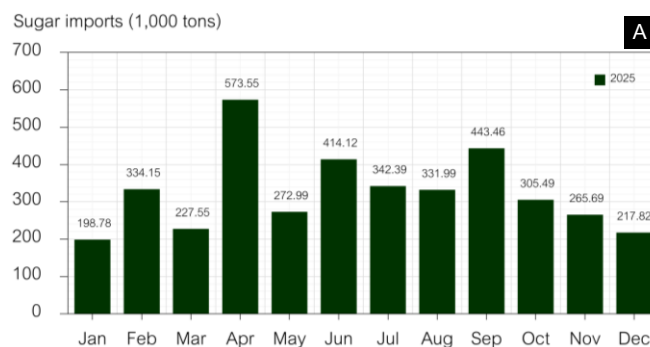
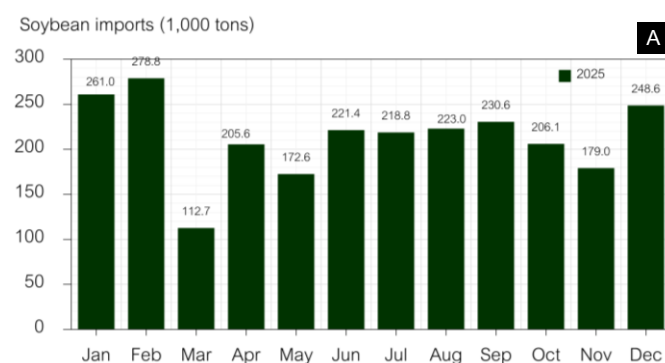


Figure 12. Monthly quantity of sugar imports (A) and exports (B) in 2025. The projection in 2026 is not available.

Soybean situation in crop year 2025/2026

The planted area of soybean is expected to decrease due to falling soybean prices, moderate rainfall impacts, and the absence of seed subsidy policies. Production is projected to decline due to unfavorable weather conditions and natural disasters such as floods. Soybean is harvested in three cropping periods, the first cropping period from January to April 2026, the second cropping period from May to August 2026, and the third cropping period from September to December 2026.

The average of soybean imports reached approximately 213 thousand tons in 2025 (Figure 13A), while exports were significantly lower at approximately 0.26 thousand tons (Figure 13B). This confirms the country's position as a net soybean importer, and import volumes in 2026 are expected to follow a similar pattern in 2025.



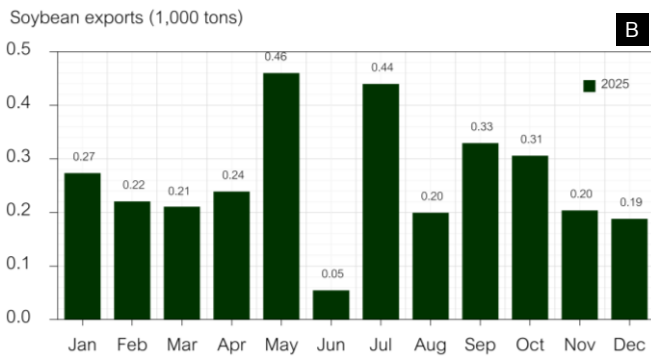


Figure 13. Monthly quantity of soybean imports (A) and exports (B) in 2025. The projection in 2026 is not available.

Cassava situation in crop year 2025/2026

The planted area of cassava is expected to increase due to rising cassava prices and sufficient rainfall supporting plant growth. Production is projected to increase, driven by favorable weather conditions and increased fertilizer use. Cassava is harvested in three cropping periods, the first cropping period from January to April 2026, the second cropping period from May to August 2026, and the third cropping period from September to December 2026.

Cassava imports increased by approximately 48.7 and 48.1 thousand tons from February to March 2025, respectively, before declining toward the end of the year (Figure 14A). This pattern may continue in 2026. Meanwhile, cassava exports increased during the first quarter of 2025 (Figure 14B), indicating sufficient domestic production to support exports.

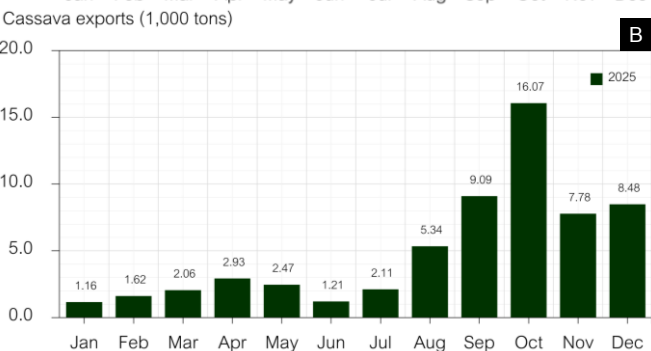
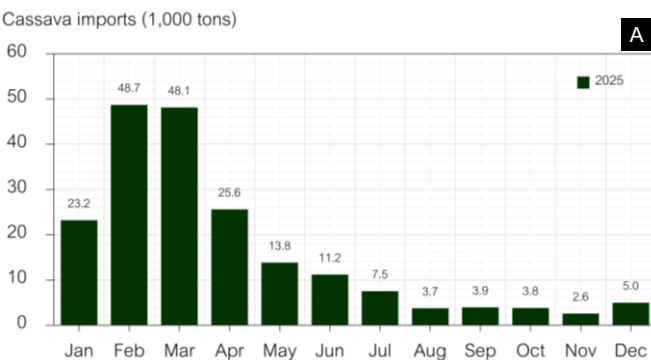


Figure 14. Monthly quantity of cassava imports (A) and exports (B) in 2025. The projection in 2026 is not available.

Laying hen situation in production cycle 2024–2026

The number of laying hens is expected to increase due to government support programs aimed at expanding the laying hen population to support the Nutrition Meals Program for students. Egg production is projected to increase, supported by policies promoting egg production.

Egg imports remained low, with a peak of 81.73 tons in December 2025 (Figure 15A). The country exports significantly more egg products than it imports. Export trends show relatively lower volumes in the early part of the year and increasing volumes later in the year, as observed in 2024 and 2025 (Figure 15B). A similar trend is expected in 2026.

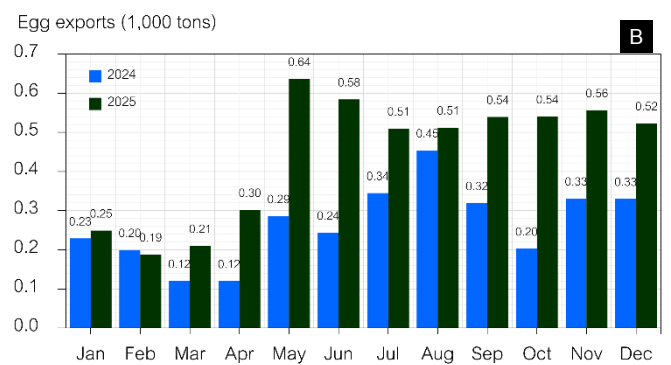
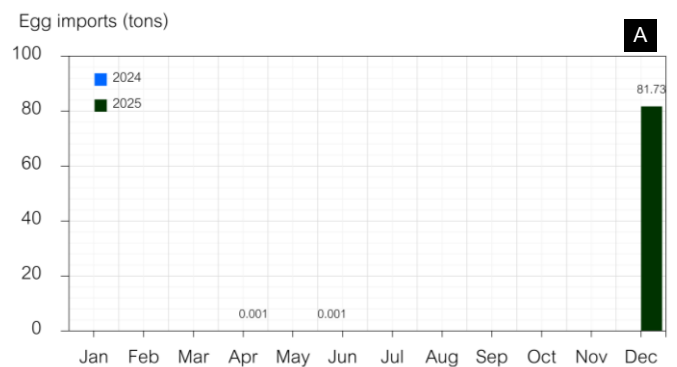


Figure 15. Monthly quantity of egg imports (A) and exports (B) from 2024–2025. The projection in 2026 is not available.



Weather situation in crop year 2025/2026

Weather conditions in the Lao People's Democratic Republic are expected to be generally favorable. Adequate water supply is anticipated through sufficient rainfall and irrigation systems, while sunlight is expected to be adequate for crop cultivation. However, the country may experience periods of heavy rainfall ranging from 50–100 mm/day. Temperature conditions, averaging around 25°C, together with sufficient sunlight, are also considered suitable for laying hen production.

According to reports, the country may experience both El Niño and La Niña phenomena, which result in extreme drought and excessive rainfall at different times of the year. Hotter-than-usual temperatures may occur during both daytime and nighttime. Disaster-related damage has been reported in several areas, including storms and floods affecting four provinces in the Northern region, six provinces in the Central region, and three provinces in the Southern region.

Farmers are collaborating with government agencies to mitigate risks arising from natural disasters and climate change. They plan to adjust cultivation practices and planting schedules in response to changing weather conditions and adopt crop varieties that are more resistant to climate variability. The government is also implementing support measures, including promoting new technologies, improving market access for farmers, and enhancing water resource management to effectively reduce disaster-related damage.

Crop and laying hen situation in crop year 2025/2026

Rice situation in crop year 2025/2026

The planted area of rice is expected to increase due to rising rice prices, favorable weather conditions supported by early rainfall, and government policies promoting rice exports. Production is also projected to increase. It is driven by favorable weather conditions, improved crop management practices, and the use of high-yield rice varieties. Rice is harvested in two cropping seasons, the dry

season from March to May 2026 and the wet season from October to December 2026.

Rice imports is expected to increase in 2026 due to strong domestic consumption demand (Figure 16A). Higher import volumes influenced export volumes, as stocks were prioritized to ensure domestic food security (Figure 16B).

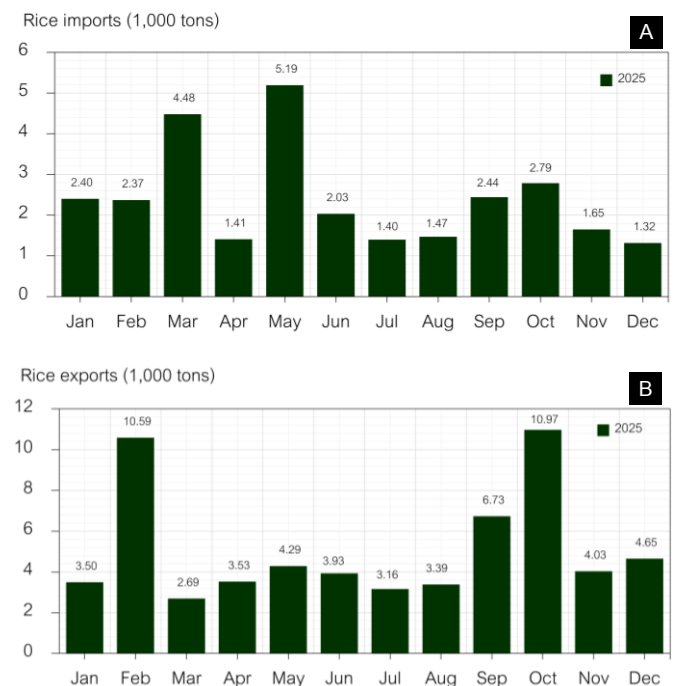


Figure 16. Monthly quantity of rice imports (A) and exports (B) in 2025. The projection in 2026 is not available.

Maize situation in crop year 2025/2026

The planted area of maize is expected to increase due to suitable light conditions supporting plant growth and supportive government export policies. Production is projected to increase. It is driven by favorable weather conditions, crop improvement measures, and the use of high-yield maize varieties. Maize harvesting includes two seasons, the dry season from January to May 2026 and the wet season from September to November 2026.

Maize imports are projected to decrease in 2026 due to rising domestic production (Figure 17A). Meanwhile, maize exports are expected to decline slightly in 2026 due to strong domestic demand (Figure 17B).

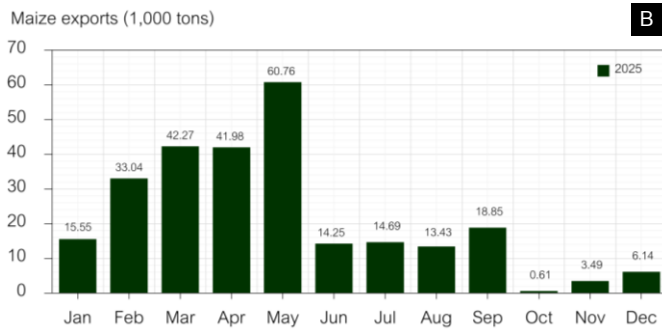
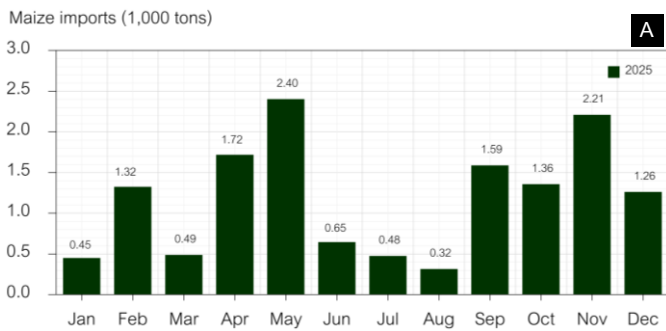


Figure 17. Monthly quantity of maize imports (A) and exports (B) in 2025. The projection in 2026 is not available.

Sugar situation in crop year 2025/2026

The planted area of sugarcane is expected to increase due to rising sugar prices, favorable light conditions, and supportive government export policies. Production is projected to increase, supported by favorable weather conditions, crop improvement, and the use of high-yield sugarcane varieties. Sugarcane has one main harvesting period from January to May 2026.

Sugar imports are projected to increase in 2026 due to strong domestic consumption demand (Figure 18A). Conversely, sugar exports are projected to decrease in 2026 as a result of growing internal demand (Figure 18B).

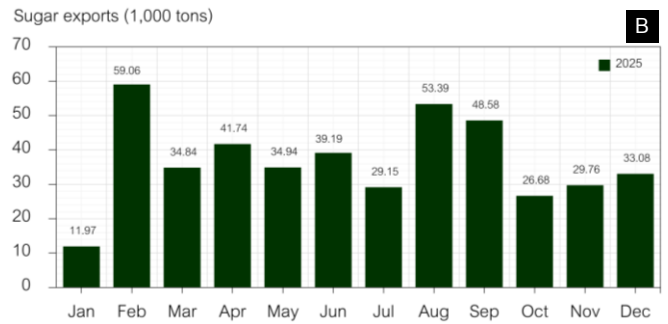
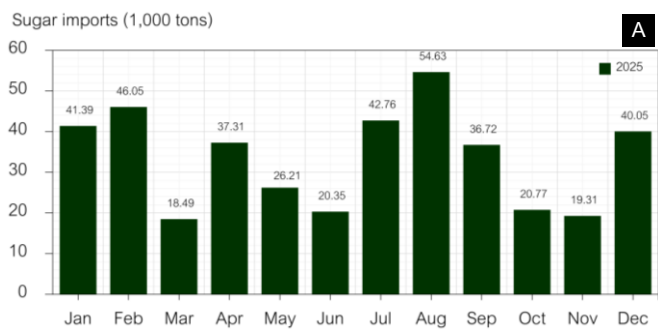


Figure 18. Monthly quantity of sugar imports (A) and exports (B) in 2025. The projection in 2026 is not available.

Soybean situation in crop year 2025/2026

The planted area of soybean is expected to increase due to suitable light conditions and supportive government export policies. Production is projected to increase, driven by favorable weather conditions, improved crop management, and the use of high-yield soybean varieties.

Soybean imports are projected to increase in 2026 due to strong domestic consumption demand (Figure 19A). Conversely, soybean exports are projected to decrease in 2026 as a result of increasing domestic utilization (Figure 19B).

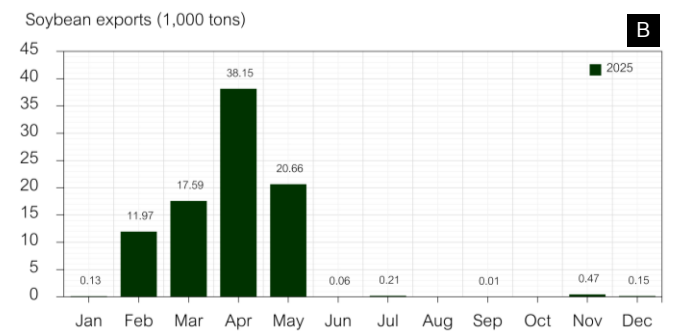
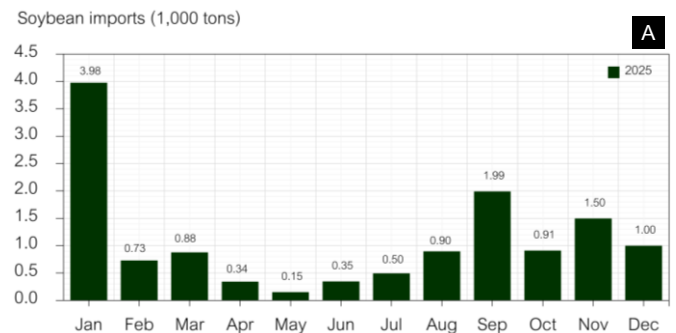


Figure 19. Monthly quantity of soybean imports (A) and exports (B) in 2025. The projection in 2026 is not available.

Cassava situation in crop year 2025/2026

The planted area of cassava is expected to increase due to government support policies promoting crop exports. However, production is projected to decrease, influenced by unfavorable climatic conditions, particularly drought during the cultivation period. Cassava harvesting occurs during the wet season from December 2025 to May 2026.

Cassava imports are projected to decrease in 2026 due to declining domestic demand (Figure 20A). Conversely, rising demand from trading partners led to increased cassava exports (Figure 20B).

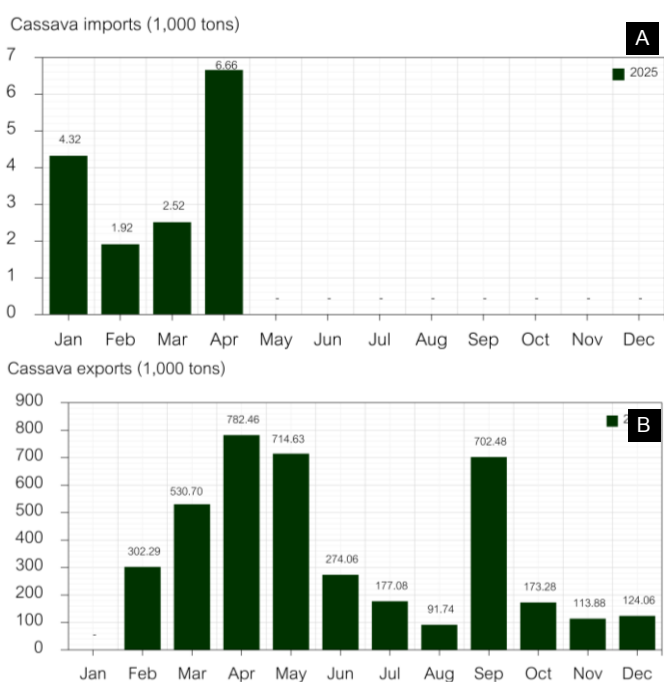


Figure 20. Monthly quantity of soybean imports (A) and exports (B) in 2025. The projection in 2026 is not available.

Laying hen situation in production cycle 2024–2026

The number of laying hens is expected to increase due to favorable input prices and supportive government policies. Egg production is also projected to increase, supported by improved breeding conditions, including better feed and water quality, improved housing facilities, and strengthened vaccination programs.

Egg imports are projected to decrease in 2026 as domestic production increasingly meets consumption demand. However, egg imports declined by approximately 40% in 2025 compared to the previous year (Figure 21), which may

influence production trends in 2026. The country does not export eggs and remains as an importer.

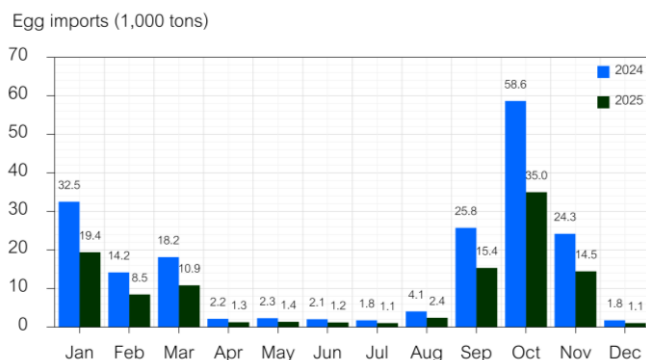


Figure 21. Monthly quantity of egg imports from 2024–2025. The projection in 2026 is not available.



Malaysia

Weather situation in crop year 2025/2026

Information on weather conditions and climate situations related to global warming in Malaysia is currently limited. However, reports indicate that several areas have been affected by serious disaster events, including tropical storms, floods, and droughts. These disasters have impacted various locations, including Sabah, Perak, Pahang, Kedah, Kelantan, Pulau Pinang, Perlis, Terengganu, Sarawak, and Negeri Sembilan. The total recorded damaged area of rice crops amounts to approximately 19,016.51 hectares.

Information regarding weather conditions affecting laying hen production is also limited, particularly in relation to natural disasters or climate change impacts. Generally, laying hen productivity performs well under favorable temperature conditions ranging from 18–24°C. However, productivity may decline when temperatures exceed 30°C, as excessive heat can create stress and reduce performance.

Crop and laying hen situation in crop year 2025/2026

Rice situation in crop year 2025/2026

Information on planted area and production is not available.

Rice imports are projected to decrease in 2026. The decline reflects KPKM's ongoing efforts to strengthen domestic rice production and improve the Self-Sufficiency Ratio (SSR) (Figure 22A). Rice exports are also projected to decrease in 2026, in line with the Government's policy to prioritize domestic food security (Figure 22B). Under KPKM's initiatives to enhance the SSR for rice, domestic production is primarily allocated to meet local consumption needs.

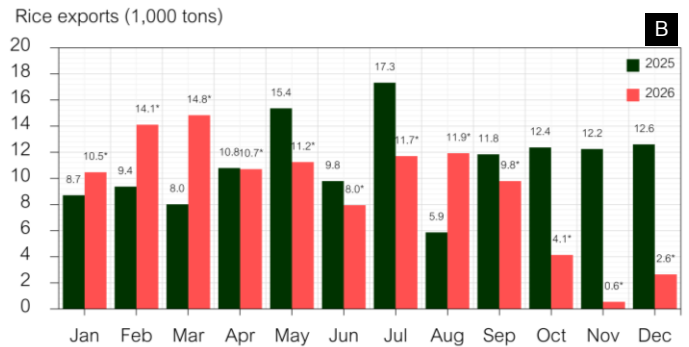
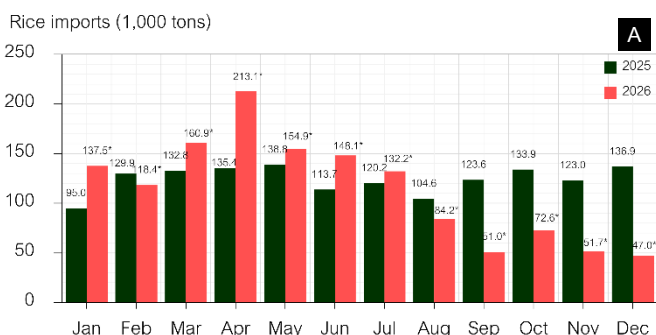


Figure 22. Monthly quantity of rice imports (A) and exports (B) from 2025–2026. An asterisk (*) indicates estimated volumes.

Maize situation in crop year 2025/2026

Information on planted area and production is not available.

Maize imports are projected to decrease in 2026. The decline in maize grain imports is driven by optimization of feed formulation, increased use of alternative feed ingredients, and improved efficiency within the domestic livestock and poultry industries (Figure 23A). Maize exports are also projected to decrease in 2026, reflecting KPKM's strategy to secure sufficient supply for the domestic feed industry, particularly for the poultry and livestock sectors (Figure 23B).

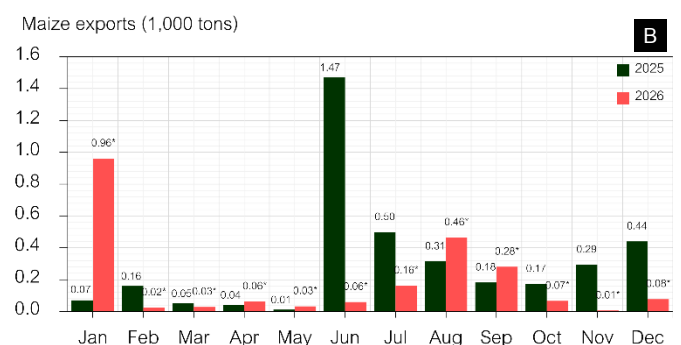
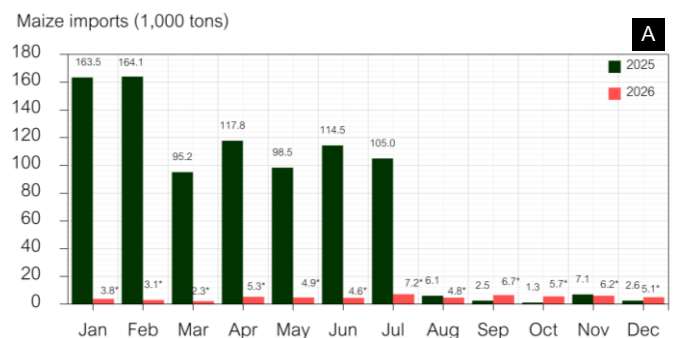


Figure 23. Monthly quantity of maize imports (A) and exports (B) from 2025–2026. An asterisk (*) indicates estimated volumes.

Sugar situation in crop year 2025/2026

Information on planted area and production is not available.

Sugar imports are projected to increase in 2026 to ensure sufficient domestic supply to meet demand from households and the food and beverage industry (Figure 24A). Sugar exports are projected to decrease (Figure 24B), supporting KPKM's objective to maintain adequate domestic availability of essential food commodities. By limiting exports, the Government can better manage domestic supply, mitigate price fluctuations, and safeguard consumers and food manufacturers, particularly during periods of rising global sugar prices and supply disruptions.

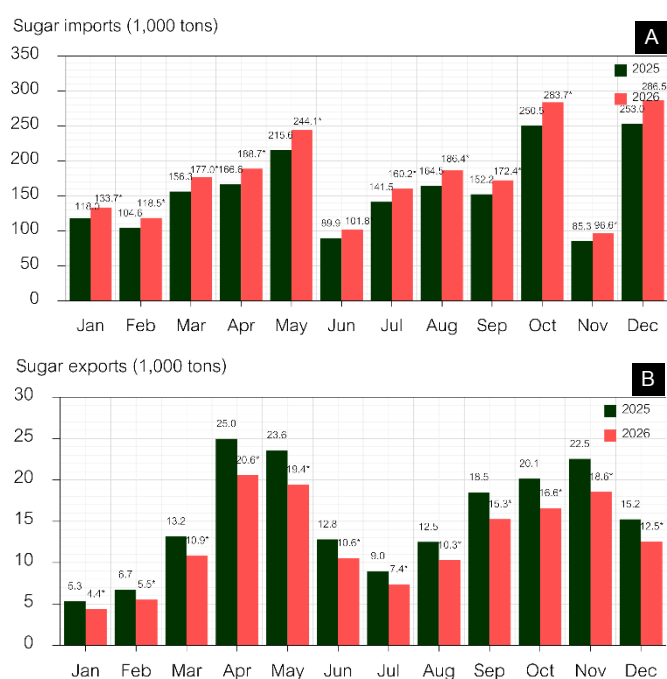


Figure 24. Monthly quantity of sugar imports (A) and exports (B) from 2025–2026. An asterisk (*) indicates estimated volumes.

Soybean situation in crop year 2025/2026

Information on planted area and production is not available.

Soybean imports are projected to increase in 2026 due to strong demand from the animal feed and food processing industries, particularly for poultry, livestock, and soy-based food products. Since it's given limited domestic production capacity, higher imports are necessary to ensure adequate supply of key protein inputs, support downstream industries, and maintain stable food production (Figure 25A).

Soybean exports are projected to decrease in 2026, consistent with national efforts to prioritize domestic utilization, especially for food processing and animal feed. Due to limited soybean production capacity, export activities are deprioritized to support downstream industries, manage input costs, and enhance food system resilience amid global supply uncertainties (Figure 25B).

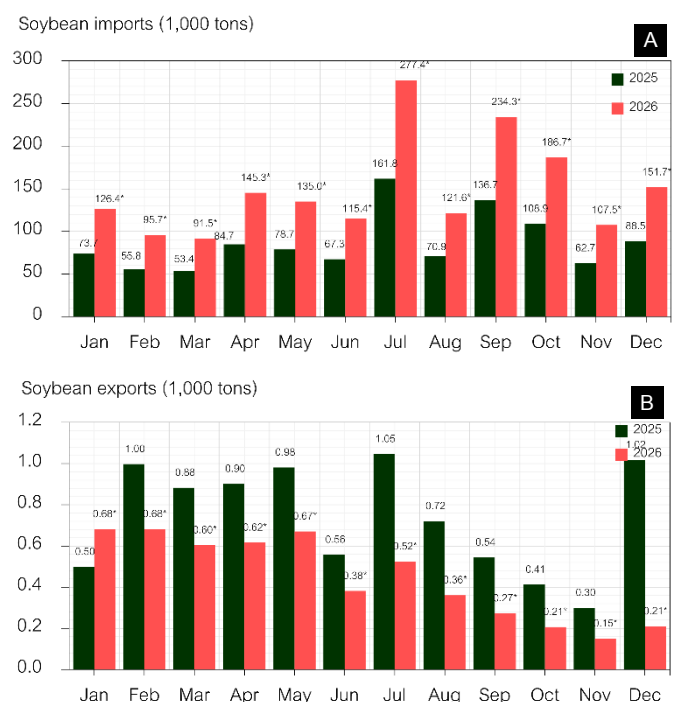


Figure 25. Monthly quantity of soybean imports (A) and exports (B) from 2025–2026. An asterisk (*) indicates estimated volumes.

Cassava situation in crop year 2025/2026

Information on planted area and production is not available.

Cassava imports are projected to decrease in 2026, reflecting increased domestic utilization of locally produced cassava and substitution with other raw materials in food and industrial applications (Figure 26A). Cassava exports are also projected to decrease in 2026, aligning with KPKM's approach to promote domestic value-added utilization, including food products, starch-based industries, and alternative feed sources (Figure 26B).

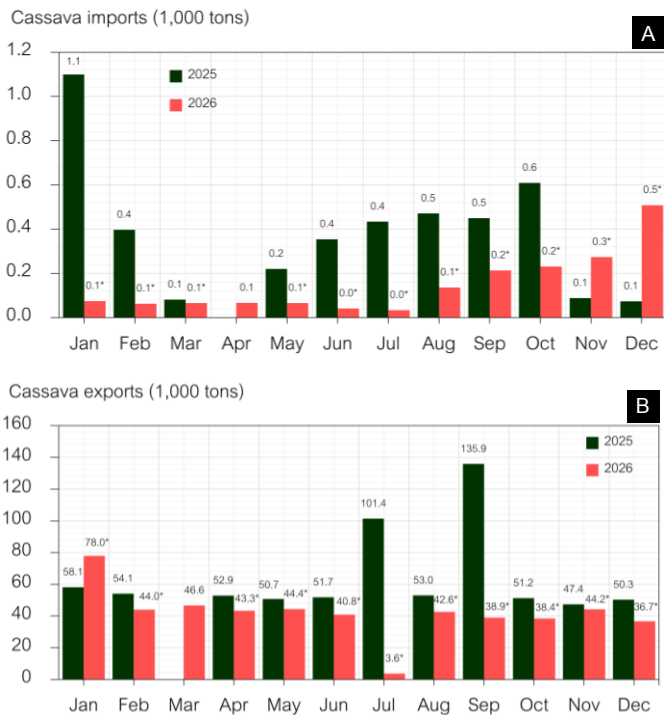


Figure 26. Monthly quantity of cassava imports (A) and exports (B) from 2025–2026. An asterisk (*) indicates estimated volumes.

Laying hen situation in production cycle 2024–2026

The number of laying hens is projected to remain uncertain in 2026, as it depends on multiple factors. On the other hand, production systems operating under closed-house conditions and large-scale farms may help maintain normal mortality rates and stable populations. However, the number of laying hens may decline due to falling egg prices, rising input costs (such as feed, labor, and electricity), early culling, and static domestic demand. Additionally, the Government's Egg Price Control Scheme, which was imposed until August 2025, may influence production decisions.

Egg production is projected to decrease in 2026, partly due to the delayed onset of the laying period caused by delays in PS DOC (Parent Stock Day-Old Chick) importation.

Egg imports are projected to fluctuate throughout in 2026. A significant import spike was recorded in February 2025 at 121.56 tons, increasing to 149.56 tons (a 23% rise) in 2026 (Figure 27A). Egg exports in 2026 are projected to decrease slightly or remain similar to 2025 levels, estimated at

approximately 5,511.21 tons compared to 5,541.81 tons in 2025 (Figure 27B).

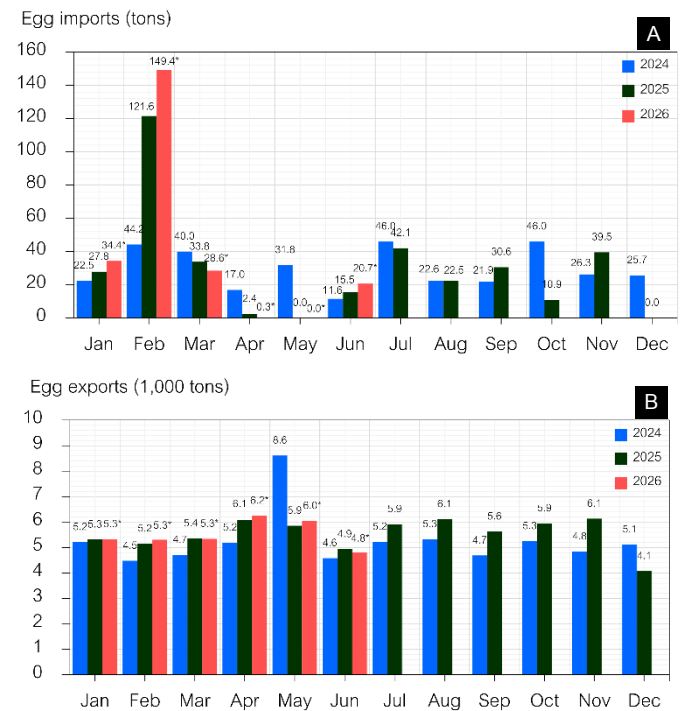


Figure 27. Monthly quantity of egg imports (A) and exports (B) from 2024–2026. An asterisk (*) indicates estimated volumes.



Weather situation in crop year 2025/2026

Weather conditions in Myanmar are expected to be generally favorable. Adequate water supply is anticipated through appropriate rainfall and irrigation systems. Temperatures are expected to remain within a suitable range for plant growth. These conditions are also appropriate for laying hen production, with optimal temperatures ranging from approximately 23–24°C. However, excessively high temperatures may occur and could negatively affect laying hen production.

According to reports, the country may experience the impacts of climate change or global warming, including higher-than-usual temperatures during both daytime and nighttime. Moderate rainfall is expected to range between 20–50 mm/day. Unfavorable weather conditions and natural disasters have affected several major agricultural crops. Flooding has been reported in Nay Pyi Taw, Kachin State, Kayin State, Sagaing Region, Bago Region, Magway Region, Mandalay Region, Shan State, and Ayeyarwady Region; landslides and mudslides in Bago Region and Shan State; saline intrusion in Tanintharyi Region; and strong winds and riverbank flooding in Mon State and Ayeyarwady Region. The total recorded damaged agricultural area reached approximately 7,272.36 hectares in 2025. Rice fields suffered the largest damage at around 5,702.55 hectares, followed by maize (1,545.53 hectares), soybean (20.64 hectares), and sugarcane (3.64 hectares).

Meanwhile, laying hen production was also affected by natural disasters, including Typhoon Yagi impacting Central Myanmar, flooding in Mandalay Region, Nay Pyi Taw, and Bago Region, and earthquakes affecting central Myanmar, particularly Mandalay Region and Shan State.

Farmers are collaborating with the government to mitigate damage caused by disasters and climate change. Adaptation measures include adjusting crop cultivation plans to suit changing climate conditions. However, some areas continue to experience severe impacts from climate-related disasters. The government has implemented support measures for affected farmers, including policy support, promotion of new technologies, improved access to credit,

and enhanced water resource management to ensure efficient water use.

Crop and laying hen situation in crop year 2025/2026

Rice situation in crop year 2025/2026

The planted area is expected to decrease due to rising prices of competing crops. However, production is projected to increase. It is driven by favorable weather conditions and the use of high-yield rice varieties. The country harvests two cropping seasons, including the wet season from August 2025 to February 2026 and the dry season from February to August 2026.

The country did not import rice and remains as an exporting country. Rice exports are projected to decrease in 2026 due to the prioritization of domestic consumption. In 2025, rice export volumes remained relatively low at around 80 thousand tons from January to April, before gradually increasing toward the end of the year (Figure 28). Export volumes in 2026 are expected to follow a pattern similar to previous years.

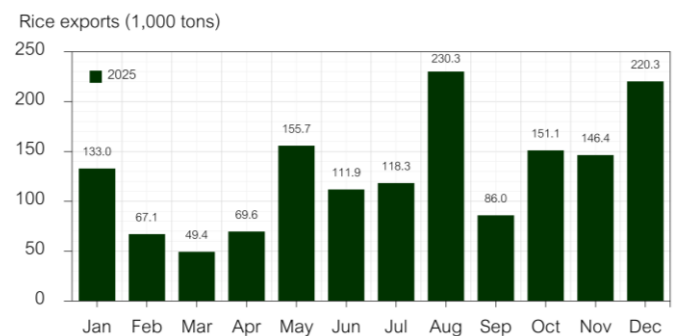


Figure 28. Monthly quantity of rice exports in 2025. The projection in 2026 is not available.

Maize situation in crop year 2025/2026

The planted area is expected to increase due to rising maize prices, declining prices of competing crops, and favorable weather conditions. Production is projected to increase, supported by favorable weather conditions, improved crop management, and the use of high-yield maize varieties. The country harvests maize in two cropping seasons, including the wet season from August to December 2025 and the dry season from January to May 2026.

Maize imports are expected to increase in 2026 due to higher demand for raw materials for livestock and animal

feed production. Import volumes were generally higher during the first half of the year, with peaks in July (1,190 tons) and October (939.65 tons) in 2025 (Figure 29A). Maize exports are projected to decrease in 2026. Export volumes in early 2025 were significantly higher than those in the latter half of the year, showing a gradual decline (Figure 29B). However, export volumes may increase again at the beginning of 2026 based on historical trends.

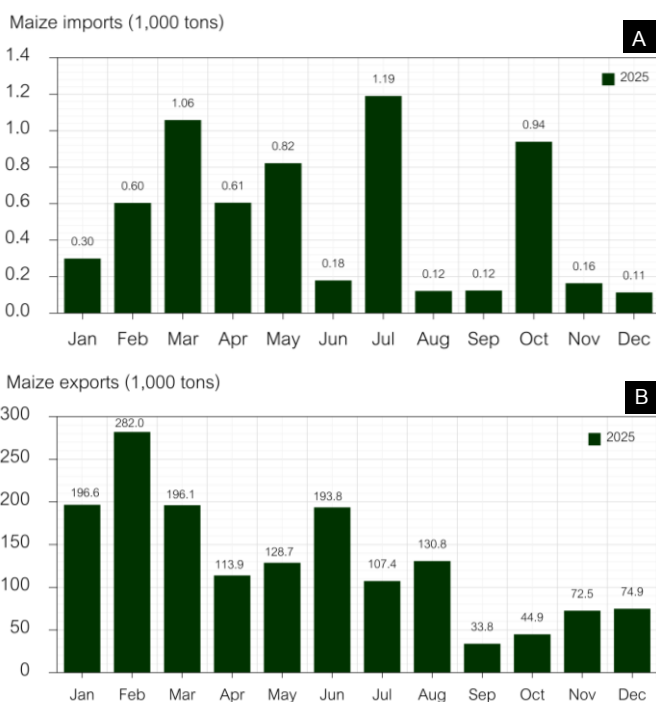


Figure 29. Monthly quantity of maize imports (A) and exports (B) in 2025. The projection in 2026 is not available.

Sugar situation in crop year 2025/2026

The planted area is expected to increase due to favorable weather conditions. Production is also projected to increase. It is driven by favorable weather conditions and improved crop management. Sugarcane is harvested from October 2025 to March 2026.

Sugar imports are not recorded, as the country remains as an exporting country. Sugar exports are projected to decrease in 2026. Only a few months recorded export activity in 2025, with small volumes of 16 tons in March and 26 tons in December, while the highest export volume reached 1,830 tons in April (Figure 30).

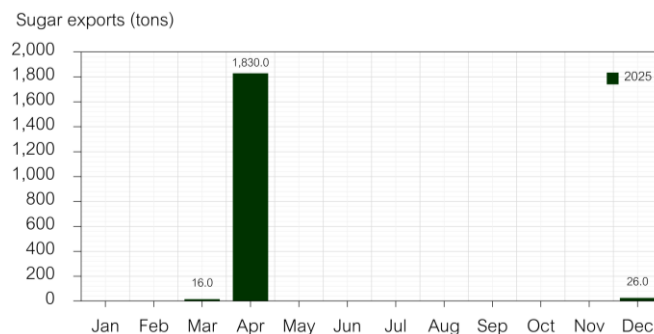
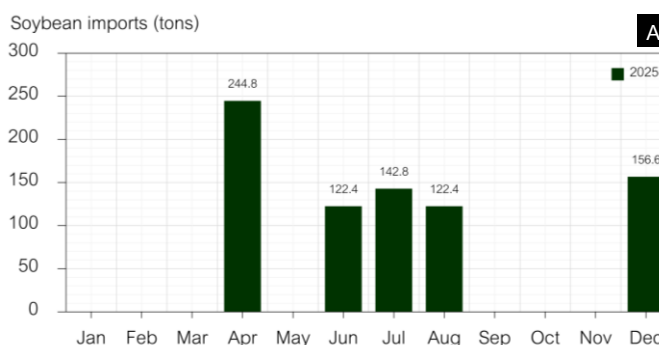


Figure 30. Monthly quantity of sugar exports in 2025. The projection in 2026 is not available.

Soybean situation in crop year 2025/2026

The planted area is expected to increase due to rising soybean prices and favorable weather conditions. Production is projected to increase, supported by favorable weather, crop improvement, and the use of high-yield soybean varieties. Soybean is harvested in two cropping seasons, including the wet season from August 2025 to December 2026 and the dry season from December 2025 to May 2026.

Soybean imports are projected to decrease in 2026 due to sufficient domestic supply. Import volumes declined by approximately 39% from 2024 to 2025, with total imports decreasing from 1,283.30 tons in 2024 to 789 tons in 2025 (Figure 31A). Soybean exports are also projected to decrease in 2026. Export volumes dropped significantly from approximately 240 tons in 2024 to about 4.77 tons in 2025, representing a decline of around 98% (Figure 31B).



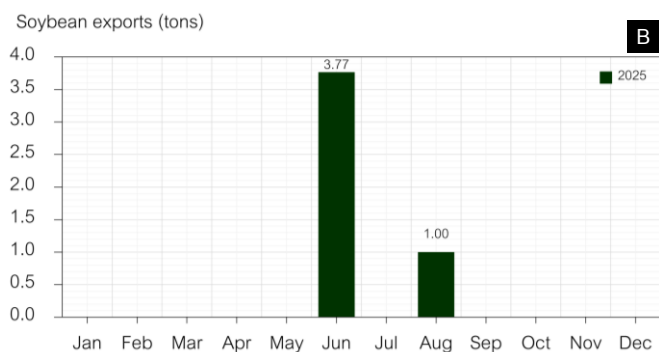


Figure 31. Monthly quantity of soybean imports (A) and exports (B) in 2025. The projection in 2026 is not available.

Cassava situation in crop year 2025/2026

The planted area is expected to decrease due to the expansion of other crop cultivation. Production is also projected to decline due to decreasing yields. Cassava is harvested once annually during the wet season from September 2025 to March 2026.

Cassava imports are projected to increase in 2026 due to growing imports of tapioca powder. In 2025, total import volumes reached approximately 2,060.40 tons, a significant increase compared to 2024, suggesting continued import growth in 2026 (Figure 32A). Cassava exports are also projected to increase in 2026. Total export volumes reached approximately 21,826.70 tons in 2025 compared to 18,713.50 tons in 2024, representing a 17% increase (Figure 32B).

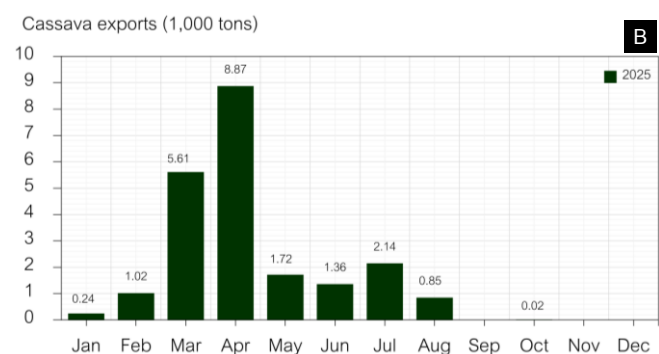
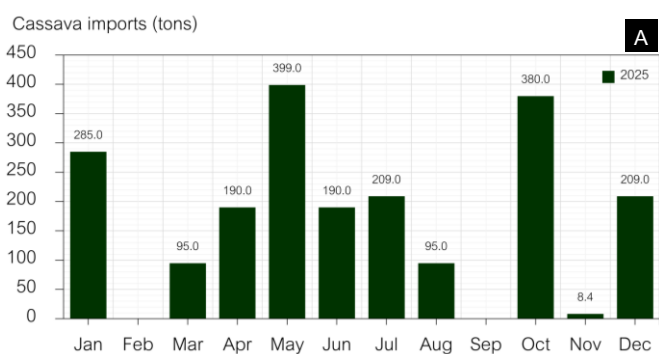


Figure 32. Monthly quantity of cassava imports (A) and exports (B) in 2025. The projection in 2026 is not available.

Laying hen situation in production cycle 2024–2026

The number of laying hens is expected to increase due to support from the SEP (State Economic Promotion) Fund under government policy. Egg production is also projected to increase. It is driven by rising market demand.

Information related to the imports and exports of egg products remains limited.



The Philippines

Weather situation in crop year 2025/2026

Information on weather conditions and climate situations related to global warming, as well as the impacts of unfavorable weather conditions and natural disasters on affected areas, crop damage, and egg production in the Philippines, is currently limited and not available at this time.

Crop and laying hen situation in crop year 2025/2026

Rice situation in crop year 2025/2026

Information on the planted area is not available, as only the harvested area is officially released due to government policy. Production increased during the period from July to December 2025 based on preliminary data. The increase is driven by favorable weather conditions, higher fertilizer application, the use of high-yield rice varieties, and sufficient water supply through irrigation systems. However, data from January to July 2026 are not available for forecasting or projection due to the policy of the Philippine Statistics Authority (PSA) regarding production forecasts. Rice is harvested in two cropping seasons, including the wet season from July to December 2025 and the dry season from January to June 2026.

Rice imports are projected to decrease in 2026, as indicated by the declining trend in the last quarter of 2025 (Figure 33A). Total rice import volume in 2025 is approximately 3.48 million tons, representing a decrease compared to about 4.77 million tons in 2024 (a 27% decline). Rice exports are projected to increase in 2026. In 2025, total rice export volume reached approximately 311.27 tons, which was higher than the 2024 total of approximately 181.38 tons (a 71.6% increase) (Figure 33B).

Note: The projections for rice imports and exports are estimated by the AFSIS Secretariat.

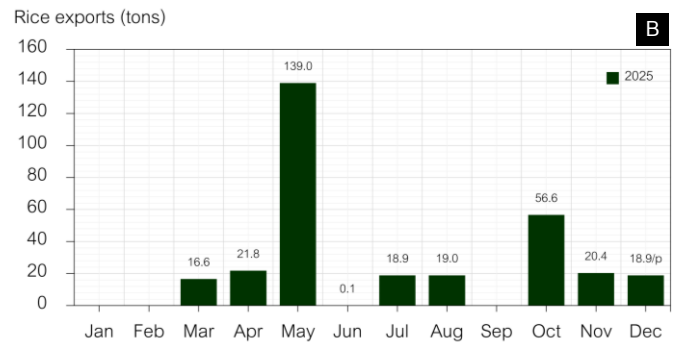
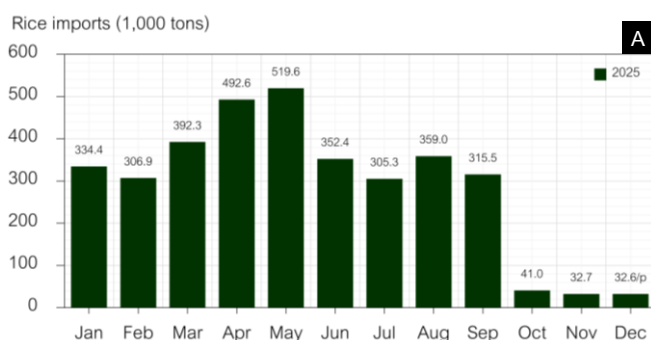


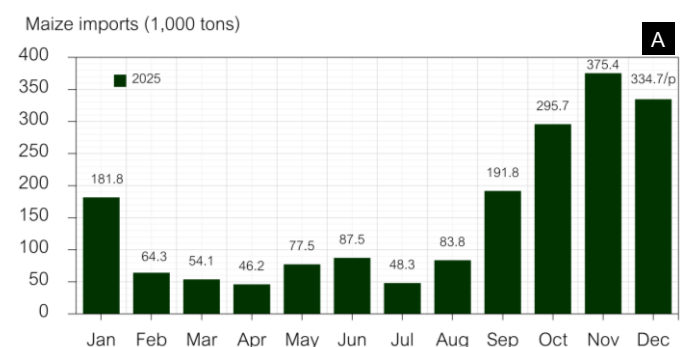
Figure 33. Monthly quantity of rice imports (A) and exports (B) in 2025. The projection in 2026 is not available. /p indicates preliminary data reported by PSA.

Maize situation in crop year 2025/2026

Information on the planted area is not available, as only harvested area data are officially released due to government policy. Production decreased during July to December 2025 based on preliminary data, mainly due to unfavorable weather conditions and natural disasters, particularly flooding. However, data from January to July 2026 are not available for forecasting or projection due to PSA policy. Maize is harvested in two cropping seasons, including the wet season from July to December 2025 and the dry season from January to June 2026.

Maize imports are projected to increase in the first half of 2026, as indicated by the stronger import volumes in the second half of 2025 compared to the first half of the year (Figure 34A). Maize exports are projected to decrease in 2026. Total maize export volume in 2025 was approximately 547.23 tons, significantly lower than the total of approximately 1,420.99 tons recorded in 2024 (a 61% decrease) (Figure 34B).

Note: The projections for maize imports and exports are estimated by the AFSIS Secretariat.



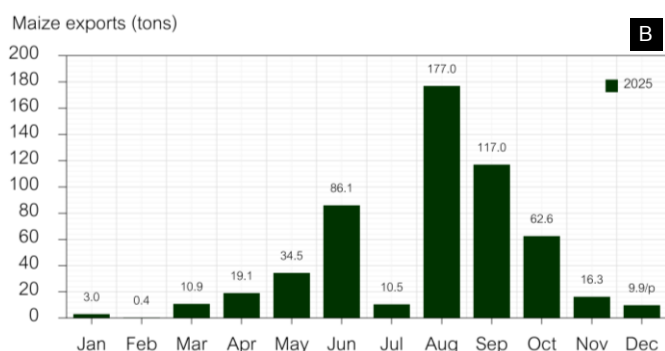


Figure 34. Monthly quantity of maize imports (A) and exports (B) in 2025. The projection in 2026 is not available. /p indicates preliminary data reported by PSA.

Sugarcane situation in crop year 2025/2026

Information on the area planted with sugarcane is unavailable. For crop year 2025/2026, the volume of production is available only for October to December 2025 and is still preliminary. For January to June 2026, as a matter of policy, the PSA does not forecast data on production. Sugarcane harvesting occurs from October 2025 to September 2026.

Sugar imports in crop year 2025-2026 increased compared with the previous year due to the allocation from the Sugar Order No. 8 series of 2024-2025 of 424,000 tons of refined sugar as of February 10, 2026, according to the Sugar Regulatory Administration (SRA). (Figure 35A). Sugar exports increased in 2026 due to higher raw sugar production in crop year 2024–2025, with an export allocation of 66,085.46 tons under SO No. 5 (Figure 35B).

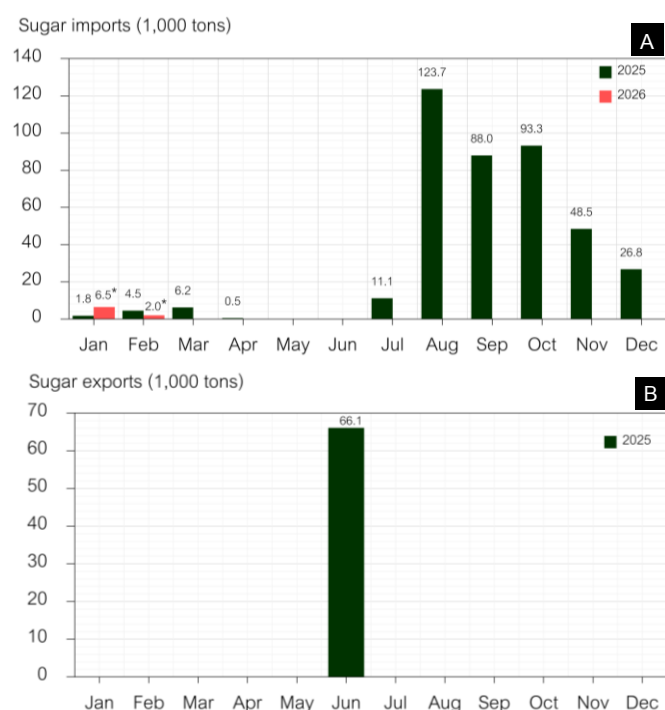


Figure 35. Monthly quantity of sugar imports (A) in 2025 and 2026, and exports (B) in 2025.

Soybean situation in crop year 2025/2026

Information on planted area and production is not available. Only preliminary data from July to December 2025 are available for crop year 2026. Data from January to July 2026 are not available for forecasting or projection due to PSA policy. Soybean harvesting occurs from July 2025 to June 2026.

Soybean imports are projected to increase in 2026. Total soybean import volume in 2025 reached approximately 115,108.12 tons, compared to 105,099 tons in 2024 (an 9.5% increase) (Figure 36A). Soybean exports remain minimal, indicating that the country is primarily an importer. Total soybean export volume in 2025 was only about 0.60 tons (Figure 36B).

Note: The projections for soybean imports and exports are estimated by the AFSIS Secretariat.

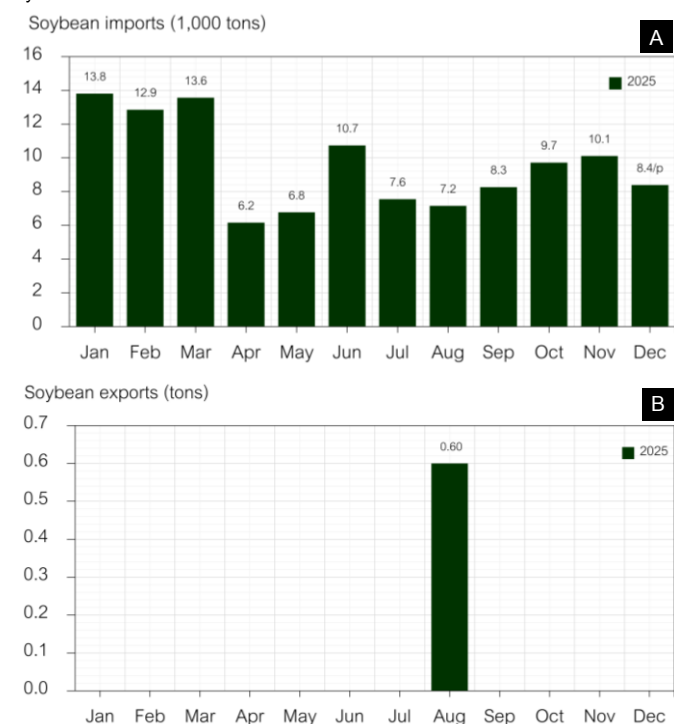


Figure 36. Monthly quantity of soybean imports (A) and exports (B) in 2025. The projection in 2026 is not available. /p indicates preliminary data reported by PSA.

Cassava situation in crop year 2025/2026

Information on planted area and production is not available. Only preliminary data from July to December 2025 are

available for crop year 2026. Data from January to July 2026 are not available for forecasting or projection due to PSA policy. Cassava harvesting for the first cropping season occurs from July 2025 to December 2025.

Cassava imports are projected to decrease in 2026. Total cassava import volume in 2025 was approximately 123,557.41 tons, representing a 7.2% decline compared to 133,085.37 tons in 2024 (Figure 37A). Cassava exports are also projected to decrease in 2026. Total export volume in 2025 was approximately 1,771.78 tons, compared to 2,425.15 tons in 2024 (a 26.9% decline) (Figure 37B).

Note: The projections for cassava imports and exports are estimated by the AFSIS Secretariat.

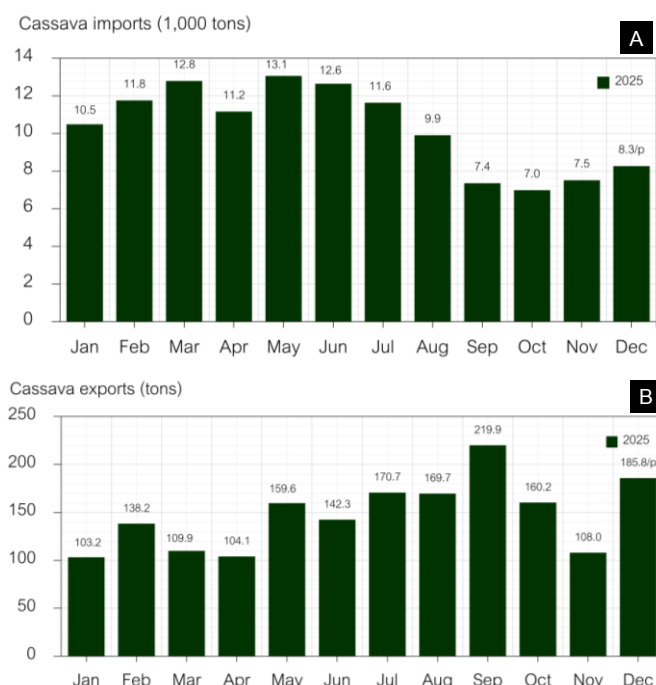


Figure 37. Monthly quantity of cassava imports (A) and exports (B) in 2025. The projection in 2026 is not available. /p indicates preliminary data reported by PSA.

Laying hen situation in production cycle 2023–2025

Information on the impacts of natural disasters and climate changes that affect to the laying hens and egg production is unavailable.

Egg imports are projected to increase from 2025 to 2026. Import volumes increased significantly from approximately 107.41 tons in 2023 to about 882.47 tons in 2024 (an 87.8% increase) (Figure 38A). Egg exports are projected to decrease in 2026 due to relatively small export volumes,

declining from approximately 330.58 tons in 2023 to 2.80 tons in 2024 (a 99.2% decrease) (Figure 38B).

Note:

- 1) The projections for egg imports and exports are estimated by the AFSIS Secretariat.
- 2) Import data refer to fertilized eggs for incubation, particularly of fowls (*Gallus domesticus*) and other species.
- 3) Export data refer to:
 - a) Fertilized eggs for incubation, particularly of fowls (*Gallus domesticus*) and other species
 - b) Other eggs of fowls (*Gallus domesticus*)
 - c) Other fresh eggs of fowls (*Gallus domesticus*).

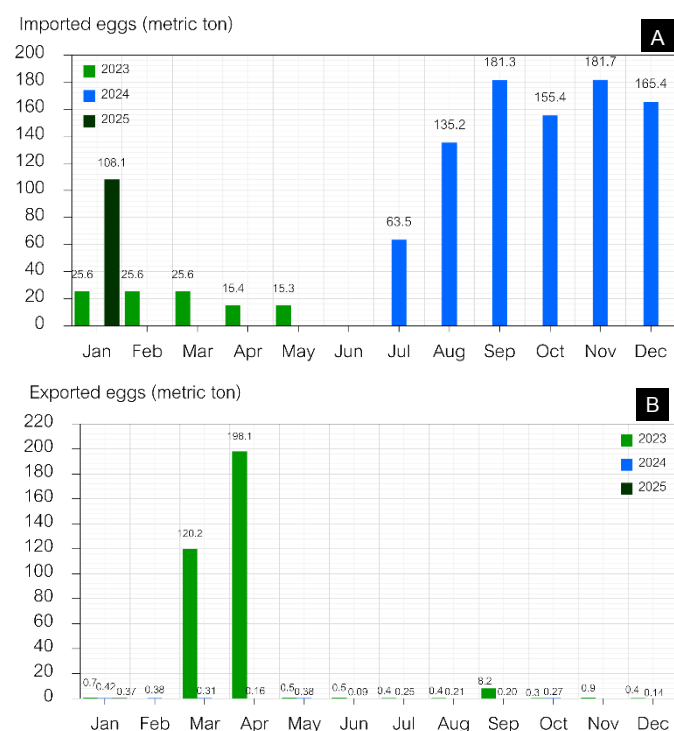


Figure 38. Monthly quantity of imported eggs for incubation (in metric ton) (A) and exported eggs (in metric ton) (B) in 2025. The projection in 2026 is unavailable.



Thailand

Weather situation in crop year 2025/2026

Weather conditions in Thailand are expected to be generally favorable. Water supply is sufficient for crop cultivation, and the country may experience moderate rainfall ranging from 20–30 mm/day. Adequate sunlight is also expected to support laying hen breeding. Additionally, domestic consumption is likely to increase as the economy recovers, supported by government stimulus policies. This is further accompanied by improvements in overall productivity driven by investments in modern technologies by major entrepreneurs and traders.

According to reports, Thailand may experience the impacts of climate change and global warming, including the La Niña phenomenon, which can result in excessive rainfall at various times of the year. Higher-than-usual temperatures may also occur during both daytime and nighttime. Natural disasters, particularly floods, have affected agricultural areas across the country. The total damaged area is estimated at approximately 349,256.48 hectares, with rice being the most affected crop (around 257,408 hectares), followed by cassava (87,107 hectares), maize (4,697 hectares), and soybean (44.48 hectares).

Despite these challenges, farmers continue to collaborate with the government to mitigate the impacts of climate change and natural disasters. Some farmers have begun adopting digital tools and platforms, including AI and drone technologies, to monitor weather conditions, manage irrigation, and support decision-making. The government has also implemented policies to manage risks, including improving water resource management to conserve water and reduce methane emissions, as well as promoting crop and variety diversification based on local climate conditions.

Crop and laying hen situation in crop year 2025/2026

Rice situation in crop year 2025/2026

The planted area is expected to decrease due to declining rice prices and rising prices of competing crops. Production is also projected to decrease, driven mainly by the reduction in planted areas. Rice is harvested in two seasons: the wet

season from July 2025 to May 2026, and the dry season from February to October 2026.

Rice imports are projected to increase in 2026, as total import volumes rose significantly from approximately 12,971 tons in 2024 to 51,542 tons in 2025 (a 297% increase) (Figure 39A). In contrast, rice exports are projected to decrease in 2026, reflecting a sharp decline from approximately 15.65 million tons in 2024 to 8.31 million tons in 2025 (a 47% decrease) (Figure 39B).

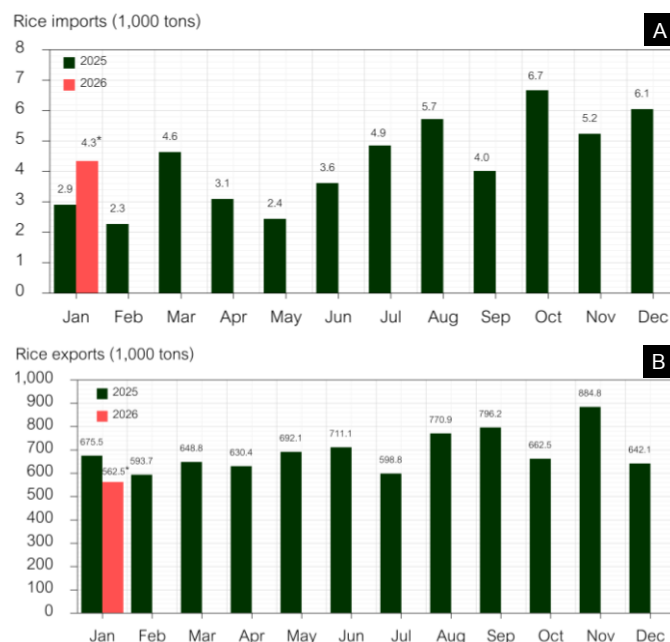


Figure 39. Monthly quantity of rice imports (A) and exports (B) from 2025–2026. An asterisk (*) indicates estimated volumes.

Maize situation in crop year 2025/2026

The planted area is expected to increase due to rising maize prices and increased rainfall supporting crop cultivation. Production is projected to increase, driven by favorable weather conditions, improved crop management, and the use of high-yield maize varieties. Maize is harvested in two seasons: the wet season from June 2026 to January 2027, and the dry season from February to May 2026.

Maize imports are projected to decrease in 2026, as total import volumes declined from approximately 2.01 million tons in 2024 to 1.46 million tons in 2025 (a 27% decrease) (Figure 40). The country does not export maize.

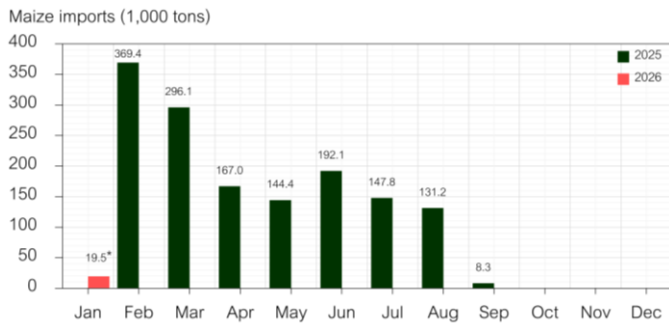


Figure 40. Monthly quantity of maize imports from 2025 to 2026. An asterisk (*) indicates estimated volumes.

Sugarcane situation in crop year 2025/2026

The planted area is expected to increase due to rising sugar prices and declining prices of competing crops. However, production is projected to decrease which related to reduce in planted areas. Sugarcane is harvested during a single season from December 2025 to April 2026.

Sugar imports are projected to decrease in 2026, with total import volumes declining from approximately 1.07 million tons in 2024 to 0.64 million tons in 2025 (a 40% decrease) (Figure 41A). Sugar exports were also projected to slightly decrease in 2026, from approximately 6.74 million tons in 2024 to 6.43 million tons in 2025 (Figure 41B).

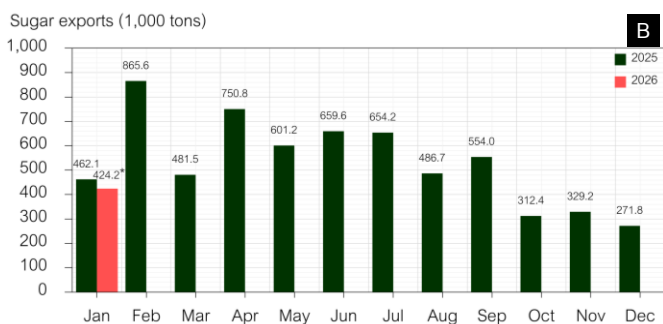
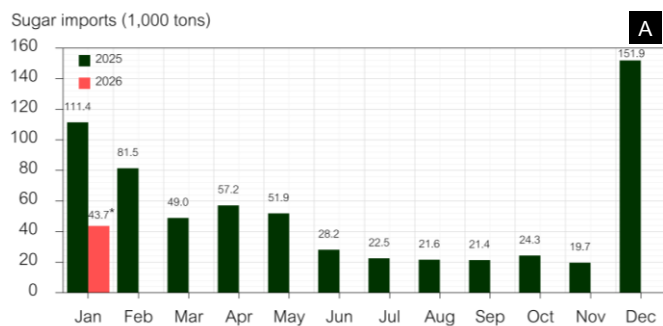


Figure 41. Monthly quantity of sugar imports (A) and exports (B) from 2025–2026. An asterisk (*) indicates estimated volumes.

Soybean situation in crop year 2025/2026

The planted area is expected to decrease due to declining soybean prices, insufficient profitability, lack of seeds, and labor shortages for harvesting. Production projections remain limited. Soybean is harvested in two seasons: the wet season from August to December 2026, and the dry season from January to May 2026.

Soybean imports are projected to increase in 2026, rising from approximately 6.71 million tons in 2024 to 7.51 million tons in 2025 (a 12% increase) (Figure 42A). Soybean exports were recorded at approximately 0.35 million tons in 2025, with an average of about 29,063 tons per month (Figure 42B).

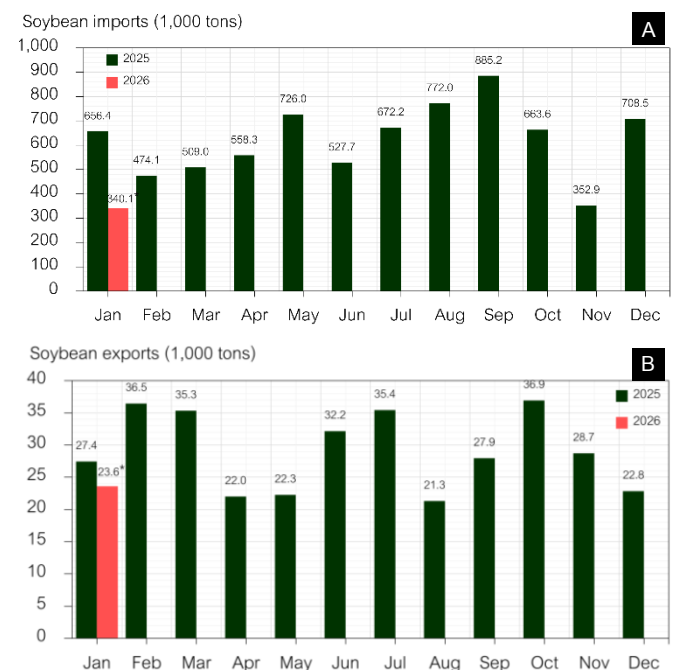


Figure 42. Monthly quantity of soybean imports (A) and exports (B) from 2025–2026. An asterisk (*) indicates estimated volumes.

Cassava situation in crop year 2025/2026

The planted area is expected to decrease due to declining cassava prices and a shortage of disease-resistant varieties, particularly against cassava mosaic disease. Production is also expected to decrease, driven by unfavorable weather conditions, pest infestations, and disease outbreaks. Excessive rainfall has contributed to root rot, while flooding in low-lying areas has caused plant damage. Ongoing

outbreaks of cassava mosaic virus, mealybugs, and witches' broom disease have further impacted production.

Cassava imports are projected to slightly increase in 2026, as increased from approximately 8.48 million tons in 2024 to 8.86 million tons in 2025 (a 4% increase) (Figure 43A). Cassava exports are projected to increase in 2026 as increased from approximately 22.73 million tons in 2024 to 25.85 million tons in 2025 (a 14% increase) (Figure 43B).

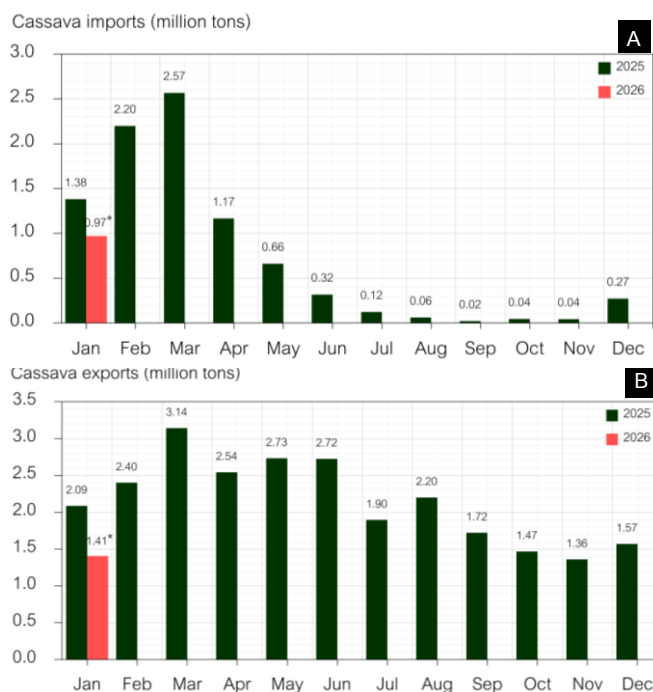


Figure 43. Monthly quantity of cassava imports (A) and exports (B) from 2025–2026. An asterisk (*) indicates estimated volumes.

Laying hen situation in production cycle 2023–2026

The number of laying hens is expected to increase, supported by government policies. Egg production is also projected to increase, driven by rising domestic consumption as the economy recovers, along with increased investment in modern technologies by major investors. Additionally, the Egg Board continues to implement measures to stabilize egg prices and maintain market balance.

Egg imports were minimal, with only 325.08 tons recorded in February 2024 (Figure 44A). Egg exports are projected to increase in 2026, as increased from approximately 414,023 tons in 2024 to 518,263 tons in 2025 (a 25% increase) (Figure 44B).

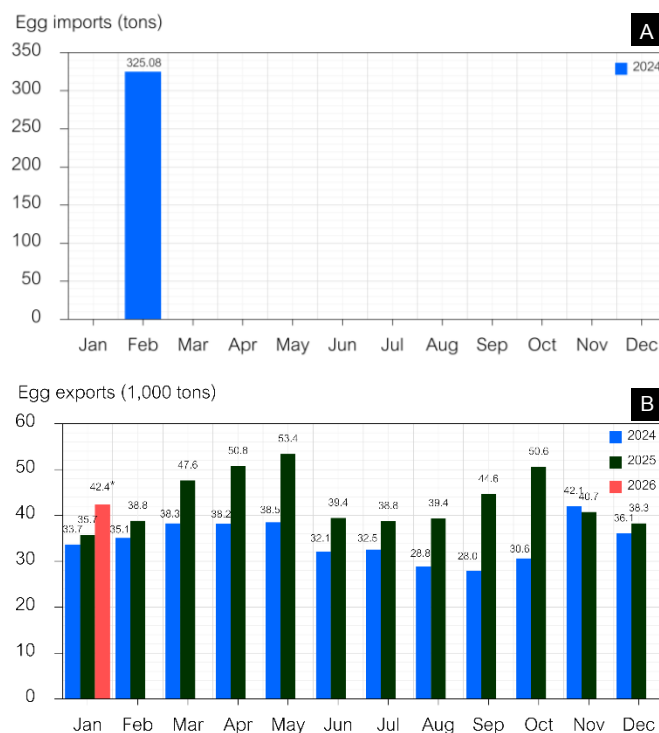


Figure 44. Monthly quantity of egg imports (A) and exports (B) from 2024–2026. An asterisk (*) indicates estimated volumes.



Weather situation in crop year 2025/2026

In the first two months of 2026, the weather condition was generally favorable for agricultural production. However, localized dry spells and early saline intrusion in parts of the Mekong River Delta, along with cold periods in northern provinces, posed some challenges to crop growth and planting progress. Overall impacts were limited but require continued monitoring.

The export value of Vietnam’s agriculture, forestry, and fisheries sector in 2025 increased by 12.9% compared to the previous year, driven by higher exports of several commodities, including maize, and cassava. Meanwhile, rice and sugarcane were among the commodities that recorded a decline in export value in 2025. The main export markets for Vietnamese agricultural products were China, the United States, Japan, Republic of Korea, and Philippines.

Additionally, weather conditions in 2025 for laying hens were highly variable, with prolonged heatwaves, cold spells at the beginning of the year, and heavy rainfall toward the end of the year. Unfavorable weather conditions and natural disasters have affected egg productions. Severe storms and typhoons have been reported in Thanh Hoa, Nghe An, Ha Tinh, Quang Binh, Quang Tri, Thua Thien Hue, Quang Nam, and Quang Ngai. Flooding has been reported in Thai Nguyen, Bac Ninh, Cao Bang, Lang Son, Hue, Da Nang, Gia Lai, Dak Lak, Khanh Hoa, and Lam Dong.

Crop and laying hen situation in crop year 2025/2026

Rice situation in crop year 2025/2026

Rice production in 2026 is expected to remain stable or increase slightly compared to 2025, supported by maintained sown areas and generally favorable weather. However, localized drought and saline intrusion in the Mekong River Delta may pose risks to yields.

Rice exports may continue to face pressure following the significant decline in 2025, due to weaker demand and strong competition in the global market (Figure 45A–B).

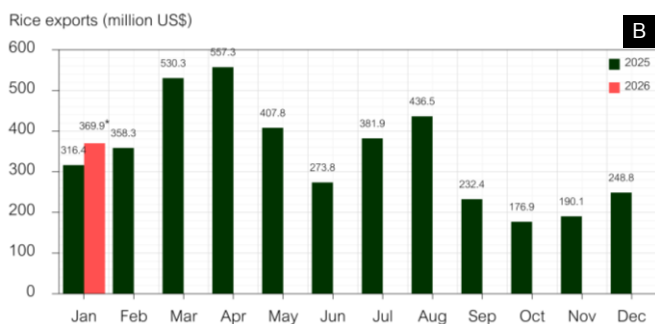
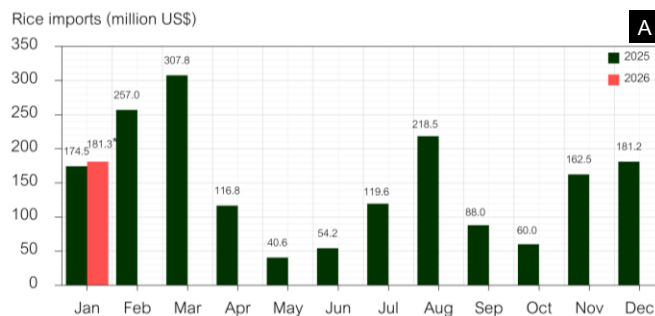
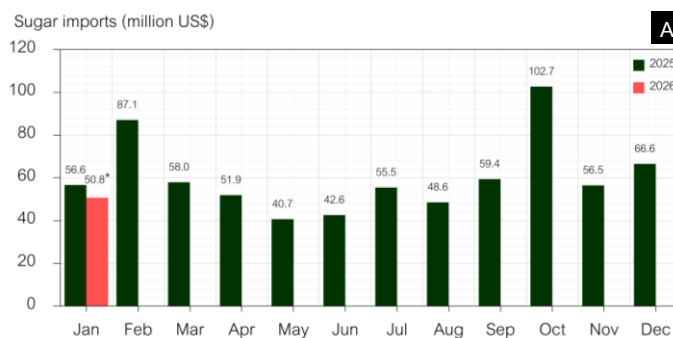


Figure 45. Monthly value of rice imports (A) and exports (B) from 2025–2026. An asterisk (*) indicates estimated volumes.

Sugarcane situation in crop year 2025/2026

According to Nation Statistics Office of Vietnam, Vietnam's sugarcane production in 2025 rose by 6.4% compared to previous year, mainly as a result of higher planted area with an increase of 5.9%.

In terms of trade, according to Vietnam's Customs Department, export value of Vietnam’s sugar in 2025 reduced significantly by 31.4% compared to previous year, mainly due to lower export values to China and Philippines. Similarly (Figure 46B), import value of Vietnam’s sugar in 2025 dropped by 20.9% compared to 2024, as a result of lower import values from China and Thailand (Figure 46A).



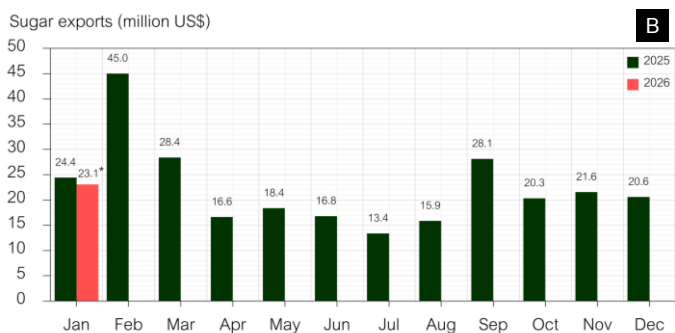


Figure 46. Monthly value of sugar imports (A) and exports (B) from 2025–2026. An asterisk (*) indicates estimated volumes.

Maize and soybean situation in crop year 2025/2026

Domestic production of maize and soybeans is forecast to remain relatively stable, but insufficient to meet feed and processing demand. Vietnam will continue to rely heavily on imports in 2026.

In the first month of 2026, imports of maize and soybeans increase in both volume and value compared to the corresponding period of 2025 (Figure 47A–D).

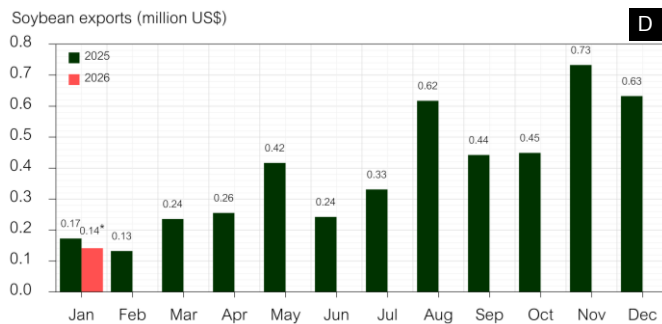
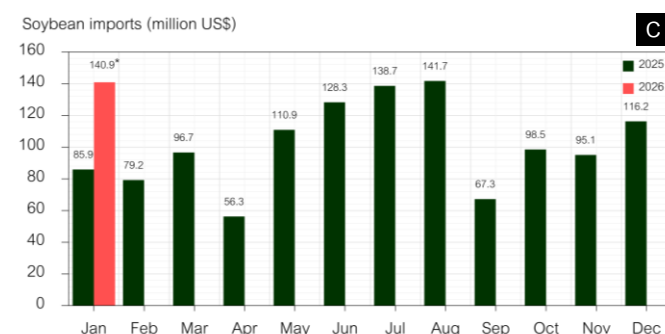
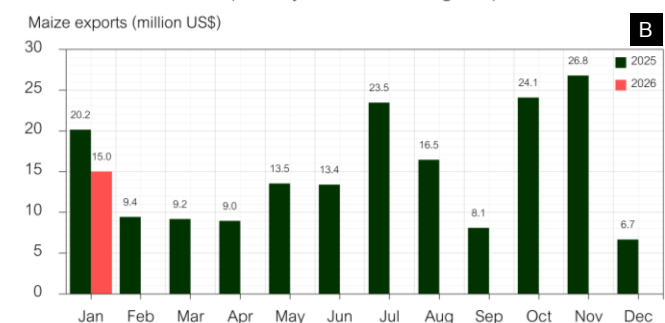
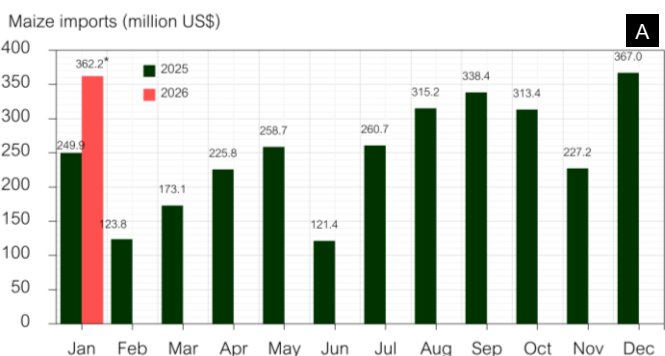


Figure 47. Monthly value of maize and soybean imports (A and C) and exports (B and D) from 2025–2026. An asterisk (*) indicates estimated volumes.

Cassava situation in crop year 2025/2026

According to Nation Statistics Office of Vietnam, Vietnam's cassava production in 2025 declined by 2.8% compared to previous year, due to lower planted area, while yield slightly increased by 0.8%. In terms of trade, according to Vietnam's Customs Department, export value of Vietnam's cassava in 2025 increased by 9.8% compared to previous year (Figure 48B), mainly as a result of higher export value to China. Meanwhile, import value of Vietnam's cassava in 2025 declined considerably by 18.7% compared to 2024 (Figure 48A), mainly as a result of lower import value from Lao PDR.

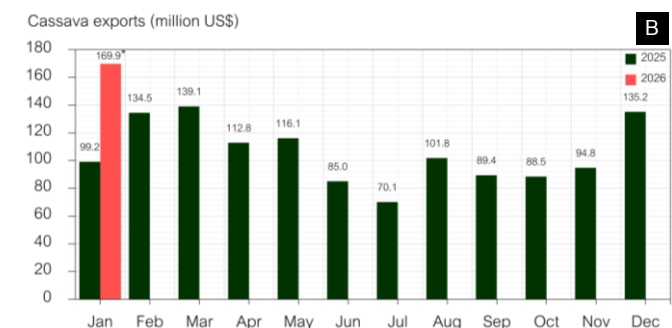
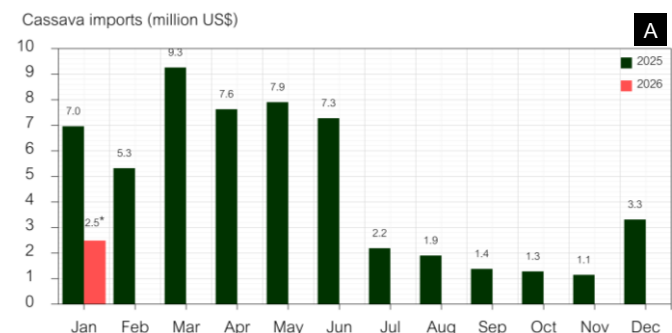


Figure 48. Monthly value of cassava imports (A) and exports (B) from 2025–2026. An asterisk (*) indicates estimated volumes.

Laying hen situation in production cycle 2024–2026

The number of laying hens is expected to increase, influenced by rising egg prices. Egg production is projected to decrease, affected by natural disasters, particularly from severe storms and floods.

Egg imports are projected to increase in the first two months of 2026, with 1,991,632 US\$ in 2026 compared to 1,434,651 US\$ in 2025 or an 38.8% increase (Figure 49A). Egg exports are projected to increase in the first two months of 2026, with 2,035,870 US\$ in 2026 compared to 1,659,946 US\$ in 2025 or an 22.6% increase (Figure 49B).

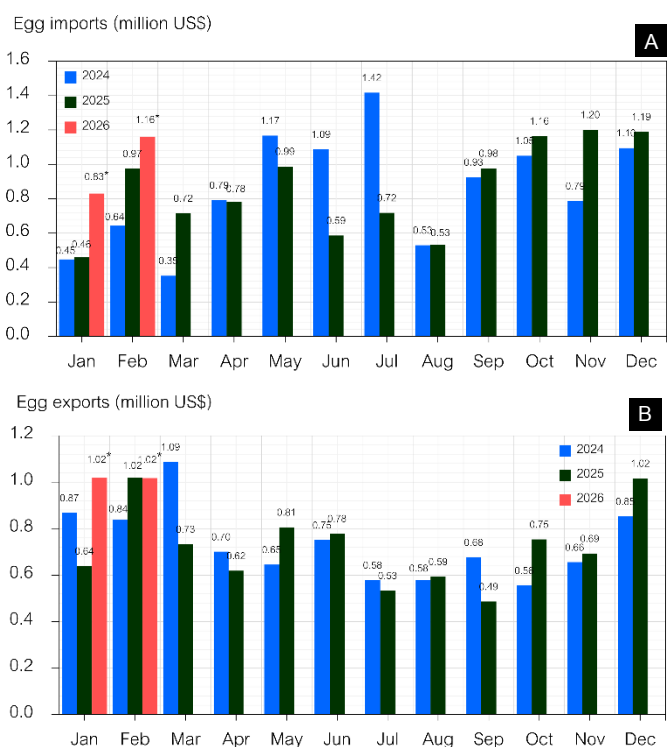


Figure 49. Monthly value of egg imports (A) and exports (B) from 2025–2026. An asterisk (*) indicates estimated volume